




Every drop counts

Leak size – equivalent to openings of:	 1/16 inch	 1/8 inch	 1/4 inch
Cubic metres per day	3	12	50
Note: 1 cubic metre = 1,000 litres			
Cost per day (2020 rates)	\$14*	\$56*	\$234*
Cost per bill (2020 rates)	\$1,261	\$5,044	\$21,015

* rounded to the nearest whole number

More information

- visit winnipeg.ca/waterleaks
- contact our Utility Billing Centre by email at utilitybill@winnipeg.ca or by phone at 204-986-2455



Water and Waste
Eaux et déchets

Si vous désirez obtenir une copie de présent rapport en français, composez le 311.



**Get a handle
on leaks!** 

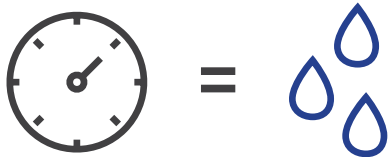


Water and Waste
Eaux et déchets

winnipeg.ca

Leaks can waste water 24 hours a day, 7 days a week and cost you hundreds of dollars each year.

The water meter is your leak detector



Read the water meter regularly and follow these steps to see if there is a leak in your home.

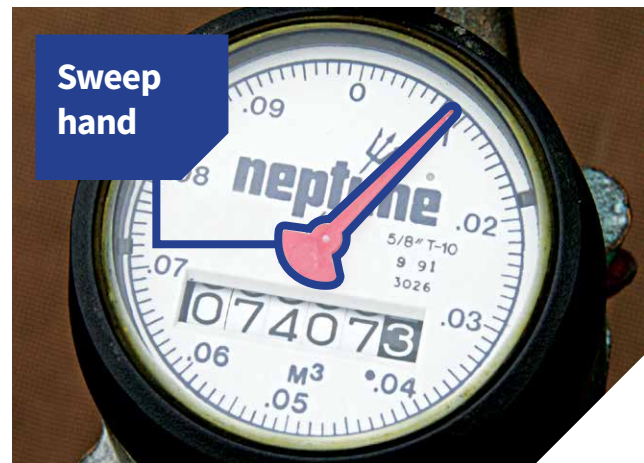
- 1) Turn off all water-using appliances (e.g., washing machine, dishwasher, sprinkler).
- 2) Find your water meter – usually located in the basement or crawlspace.
- 3) Open the lid on the water meter. Every meter will have a sweep hand and some have a low flow indicator.



Low flow indicator

Low flow indicator model

- You have a leak somewhere in your home if the low flow indicator is moving when you aren't using any water.



Sweep hand

Sweep hand model

- Mark the position of the sweep hand.
- Don't use any water for 30 minutes.
- If the sweep hand has moved after the 30 minutes, you have a leak somewhere in your home.



Check your toilets for leaks

The majority of leaks occur in the bathroom and the main culprit is the toilet.

Follow these simple steps to check your toilet for leaks:

- 1) Remove the toilet tank lid
- 2) Add a few drops of food colouring into the tank
- 3) Wait 15 minutes
- 4) If the water in the bowl has changed colour, then you have a leak

The most common cause for a leaking toilet is a worn out flapper valve. This is an easy and inexpensive fix. If you have any difficulty changing your flapper, we suggest you contact a licensed plumber.

Remember to check for leaks regularly to help save water.