




# Your Recycling and Garbage Services GUIDE



**4Rwinnipeg**

Reduce, reuse, recycle. Repeat.  
For you, for our city.

## Recycling

- Place only recyclable materials in the recycling cart (see page 10).



## Yard Waste

- Place organic leaf and yard waste material in acceptable containers (see page 11).



## Garbage

- Place all your regular household garbage inside the garbage cart.
- Do not place the garbage that needs special handling inside your cart (see pages 8-9).



## Recycling and garbage collection day

Your recycling and garbage carts will be emptied every week of the year. **Your collection day will normally be the same day each week** (e.g., every Tuesday).

There is no collection on New Year's Day, Remembrance Day and Christmas Day. If these holidays fall on a weekday, your collection day may be one day later for that week only.

This is what happens, for example, if one of these holidays falls on a Tuesday:

- Monday's collection – no change
- Tuesday's collection **moves to** Wednesday
- Wednesday's collection **moves to** Thursday
- Thursday's collection **moves to** Friday
- Friday's collection **moves to** Saturday

## Leaf and yard waste collection day

- We will collect your yard waste once every two weeks from April to November, on the same day of the week that we empty your recycling and garbage carts. The start and end dates will depend on the weather.
- You must use paper yard waste bags or reusable containers in good condition.

**We will NOT accept yard waste in plastic bags.**

## Find your collection day!

- visit [winnipeg.ca/collectionday](http://winnipeg.ca/collectionday)
- download the free **Recycle Coach** app
- contact **311**

## Daily waste diversion fee

The waste diversion fee is:

- billed as a daily charge for each dwelling unit serviced
- added to quarterly utility bills if you have a water account with us
- billed quarterly if you do not have City water and sewer service

The daily waste diversion fee helps fund new programs that provide residents with more ways to reduce, reuse and recycle (e.g., curbside yard waste collection, 4R Winnipeg Depots).

**Help us keep costs down by only recycling what is accepted in our curbside programs, at the 4R Winnipeg Depots and the community recycling depots.**



Reduce, reuse, recycle. Repeat.  
For you, for our city.

## 4R Winnipeg: Our mission

Our mission is to **keep more than half of our garbage out of the landfill.**

That's why we're giving you more ways to reduce, reuse and recycle. Simpler, safer, cleaner, 4R Winnipeg benefits our city and our environment.

## Protecting your carts

Write your address on the carts with a permanent marker in the space provided. Record the serial number of each cart in the spaces below. The number is stamped on the side of your cart. This will help identify your carts if there is a problem.

### Recycling cart serial number

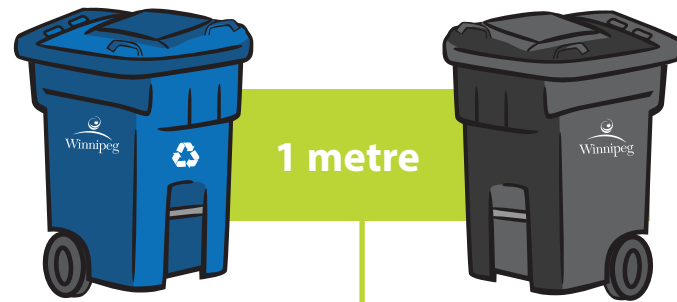
\_\_\_\_ # \_\_\_\_\_

### Garbage cart serial number

\_\_\_\_ # \_\_\_\_\_

## Getting ready for collection

- On your collection day, put your carts out by 7 a.m.
- If there is a back lane behind or beside your property, put your carts in the back lane.
- If there is no back lane behind or beside your property, put your carts at the front street.



## Placing your carts

- 1. Place them**  
Place the carts on or next to the street or lane with the wheels against the curb or the edge of the road.
- 2. Point them**  
Point the arrow on the cart lid to the centre of the road or lane.
- 3. Space them**  
Allow one arm's length clearance (one metre or 39 inches) on all sides of each cart to allow enough room for the collection arm on the automated truck to grab your cart.
- 4. Return them**  
Take your carts back onto your property as soon as possible after collection.

## Need help moving your carts?

If you are unable to get your carts to the curb or lane on collection day, **you may be eligible for our walk-up service.** Our collectors will walk up to your home, empty the recycling and garbage carts, and return them.

For more information or an application form, visit [winnipeg.ca/walkup](http://winnipeg.ca/walkup) or contact **311**.

## On collection day

1. Do not jam or pack items into your cart. Items must fall freely into the truck when the cart is emptied.
2. Make sure that cart lids are completely closed.
3. Do not leave items on top or beside the carts.
4. Make sure the carts are not under any low-hanging objects (e.g., trees, eavestroughs, basketball net).

## In winter

1. Make sure the area around and under your carts is clear of snow.
2. Do not place the cart behind or on top of a snowbank.
3. Clear the snow and ice off the cart lids so that they will open easily when the carts are emptied.
4. Keep the lids closed at all times to keep the snow out of your carts.



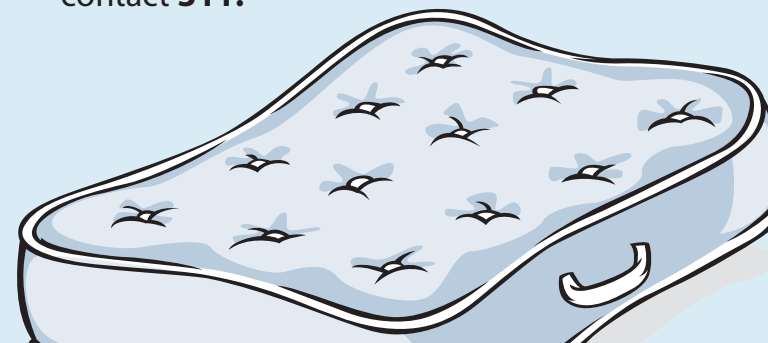
## Garbage collection services for an additional fee

**For an additional fee**, we will pick up items that don't fit in your garbage cart – extra garbage bags, large items and large appliances.

Contact **311** and request a special pickup. Allow two business days' notice when scheduling or cancelling a special pickup. For example, if your special collection day is Thursday, call before 4:30 p.m. on Monday.

Place your items at least one arm's length away from your carts by 7 a.m. on your scheduled day.

For current fees, visit [winnipeg.ca/garbage](http://winnipeg.ca/garbage) or contact **311**.



### Extra garbage bags

We will collect up to three standard size garbage bags on your regular collection day.

### Large items

We will collect up to ten large items on your regular collection day. Examples of large items are:

- furniture, mattresses

### Large appliances

We will collect up to ten large appliances per pickup. Large appliances may or may not be collected on the same day as your regular recycling and garbage collection. Contact **311** to find out your collection day. Examples of large appliances are:

- stoves, dishwashers, washing machines
- refrigerators, freezers
- air conditioners

## Frequently asked questions

### Why do I need to allow space on all sides of the carts?

The collection arm on the truck needs space (at least one arm's length) so it does not tip over other carts or damage property.

### Where should I store my carts between collection days?

Store your carts in a safe place on your property. This might be in your carport or garage, at the side of your house, or just inside your fence. Do not leave them at the back lane or front street.

### Who is responsible for maintaining the carts?

You must keep the carts clean and secure. If they are damaged, you may have to pay to replace them.

### Why weren't my carts emptied?

If we cannot empty your cart, we may leave a tag with the reason why it wasn't serviced. Common reasons your cart may not be emptied include:

- not enough space around the carts
- cart facing the wrong way
- overfilled cart
- items on top or beside the cart
- cart blocked:
  - on the ground (e.g., snowbank, parked vehicle)
  - overhead (e.g., low hanging wires, trees, eavestroughs)
- garbage or plastic bags in the recycling cart
- hazardous or electronic waste in the cart
- other waste that needs special handling

### What happens to the carts if I move?

Do not take the carts with you if you move. Store them in a safe place for the next resident.

The carts are the property of the City of Winnipeg. They are assigned to each address through a serial number and an electronic tag.

If you have upgraded your service (i.e., larger or additional carts), please contact **311** at least two weeks before you move.

### What happens if the carts are damaged?

You are responsible for the cost of replacing or repairing your cart unless:

- we damage it during collection, or
- it is damaged by a third party, as long as:
  - the cart was stored in a safe place on your property and not left at the back lane/front street between collection days,
  - the cart can no longer hold material when stored or when collected, and
  - you return the damaged cart to the City

**Recycling or garbage outside your carts will NOT be collected.**

## Recycling and garbage cart upgrades

### Recycling

You can upgrade your recycling collection service for a **one-time rental fee**.

### Garbage

You can upgrade your garbage collection service for an **annual fee**.

### To upgrade your service:

- Contact **311**.
- After you sign up, we will contact you to make arrangements.
- You can pick up your cart from **1120 Waverley Street** or we can deliver your cart for a fee.
- You must return your upgraded carts if you move out of the city, or decide you no longer need them.

## Upgrade options (pick one)

### Option 1

Switch your 240-litre cart for a 360-litre cart


### Option 2

Keep the original 240-litre cart and get a second cart, 240-litres in size

### Option 3

Keep the original 240-litre cart and get a second cart, 360-litres in size

For current upgrade fees, visit [winnipeg.ca](http://winnipeg.ca) or contact **311**.



## Paint, used motor oil and other household hazardous waste materials

**DO NOT** put these items in your recycling or garbage cart.



### Hazardous waste

#### Examples of household hazardous waste:

- household paint products (e.g., water and oil based paints, primers, deck coatings)
- lights (e.g., compact fluorescent lights, fluorescent tubes)
- flammable liquids and waste gasoline (e.g., paint thinners, camping fuel, leftover gasoline)
- pesticides

#### To get rid of these items

Take your materials to a 4R Winnipeg Depot for free recycling and safe disposal (*see pages 12-13*).

For more information on these items or to find more collection depots, visit [regeneration.ca](http://regeneration.ca) or call **1-888-772-9772**.

### Used oil products

#### Examples of oil products:

- engine oil
- antifreeze
- oil filters
- plastic containers manufactured to hold less than 30 litres of oil or antifreeze

#### To get rid of these items

Take them to a 4R Winnipeg Depot for free recycling and safe disposal (*see pages 12-13*).

For more information on these items or to find more collection depots, visit [usedoilrecycling.com](http://usedoilrecycling.com) or call **204-632-5255**.

### Electronics (e-waste)

#### Examples of electronics:

- televisions
- DVD players, VCRs
- computers and computer equipment
- printers, scanners, copiers, fax machines
- portable radios, stereos, portable disc players
- telephones and answering machines
- microwaves

#### To get rid of these items

Take them to a 4R Winnipeg Depot for free recycling and safe disposal (*see pages 12-13*).

For more information on these items or to find more collection depots, visit [recyclemyelectronics.ca/mb](http://recyclemyelectronics.ca/mb) or call **1-888-567-4535**.

### Batteries and cell phones

#### Examples of batteries and cell phones:

- cell phones, smart phones and cell phone batteries
- single use and rechargeable batteries less than 5 kilograms

#### To get rid of these items

Take them to a 4R Winnipeg Depot for free recycling and safe disposal (*see pages 12-13*).

For more information on these items or to find more collection depots, visit [call2recycle.ca/manitoba](http://call2recycle.ca/manitoba) or call **1-888-224-9764**.

### Medications

#### Examples of medications:

- prescription drugs
- over-the-counter medications

#### To get rid of these items

Take them to a collection depot for free disposal.

For more information on these items and the collection depots, visit [medicationsreturn.ca](http://medicationsreturn.ca) or call **1-844-535-8889**.

### Construction and renovation materials

#### Examples of construction/renovation materials:

- hot water tanks, furnaces
- bathtubs, sinks, toilets
- doors, windows
- carpets, flooring
- drywall
- lumber (treated and untreated)
- fences
- shingles
- asphalt, concrete
- sod, sand, mud

#### To get rid of these items

- Some construction materials are accepted for recycling/reuse at all 4R Winnipeg Depots, free of charge (*see pages 12-13*). The Brady 4R Winnipeg Depot location accepts all other construction materials as garbage for a fee.
- Donate items in good condition to a building supply store that accepts and resells new and reusable building materials.
- Take them directly to a landfill. There may be a fee.
- Hire a private hauler to take them to a landfill.

These danger symbols identify many hazardous waste products.



CORROSIVE



EXPLOSIVE



FLAMMABLE



POISON

## Illegally dumped garbage

Contact **311** to report someone dumping garbage in your neighbourhood or to request a pickup of illegally dumped garbage.

## Yes!

You can put these items in your recycling cart

### Plastic, metal and glass

- all empty food and beverage containers (e.g., jars, cans, bottles, cartons)
- empty plastic containers (e.g., bottles, pails, tubs, jugs)
- rigid plastic packaging

### Paper and cardboard

- newspapers, flyers, mail, magazines, paper
- all cardboard boxes and cartons (e.g., pizza, cereal, laundry)
- shredded paper can be placed in a clear plastic bag (this is the only exception to the “no plastic bags” rule)
- cardboard egg cartons and paper tubes

## Recycling tips

- flatten cardboard boxes to save on space
- leave lids on containers and bottles
- don't stack recyclables together or stuff them inside each other
- empty all food and liquids completely from containers

Don't sort them.  
Don't tie them.  
Just empty them and toss them in loose.

**And NO plastic bags please!**



## No!

You cannot put these items in your recycling cart

- plastic bags, cellophane, wrappers
- black plastics
- plastics that are not a container (e.g., toys, plastic cutlery, small appliances, electronics)
- aluminum foil, foil pie plates, foil food containers
- foam (e.g., cups, containers, egg cartons, meat trays, packing materials)
- disposable coffee cups
- paper towels, tissue, diapers
- mirrors, window glass, broken glass
- light bulbs, drinking glasses, ceramics, cookware
- steel pots and pans, scrap metal
- fabrics (e.g., shoes, clothes, bedding)
- sporting equipment
- construction materials (e.g., wood, hardware, stone)
- cords, wire, hoses
- organic materials (e.g., food, yard waste)

**For more information on what to do with these items:**

- contact **311**
- visit [winnipeg.ca/recycling](http://winnipeg.ca/recycling)

We will collect your yard waste and compost it:

- **once every two weeks, from April to November each year** (start and end dates will be weather dependent),
- on the same day of the week that we empty your recycling and garbage carts.

To find your recycling, garbage and yard waste collection days, visit [winnipeg.ca/collectionday](http://winnipeg.ca/collectionday) or contact **311**.

### Reminder

- Leave at least an arm's length space between your yard waste containers and your recycling and garbage carts.

## Grasscycling!

Leave grass clippings on the lawn after mowing. Clippings return nutrients to the soil and are part of a healthy lawn care program.



- Do not place your yard waste out sooner than the night before collection day.

## Yes!

**Put these materials inside your container**

- grass clippings, leaves, plants, flowers
- bush/shrub clippings
- small tree branches (less than 10 cm or four inches in diameter)

**Put these materials beside your container**

- tied bundles of branches:
  - bundles must be less than 22 kgs (50 lbs)
  - branches must be less than one metre (39 inches) long and less than 10 cm (four inches) in diameter

### Containers

- any safe, reusable container in good condition without a lid (e.g., plastic tubs, old blue boxes, metal or plastic garbage cans)
- cardboard boxes
- paper yard waste bags (available at many stores)

## No!

**Do not put these materials out for yard waste collection**

- logs, stumps
- rocks, dirt, sod
- flower pots
- branches more than:
  - one metre (39 inches) long
  - 10 cm (four inches) in diameter
- garbage of any kind (including animal waste)
- painted or treated wood or lumber

### Containers

**We will not collect yard waste in plastic bags.**

Plastic bags do not break down and will ruin the finished compost.

4R Winnipeg Depots are convenient “one stop shops” where residents can drop off materials that can be recycled, reused, composted or resold. There is **no charge** to drop off accepted materials.



## Packing tips

- Pack your vehicle/trailer so the materials you drop off first are easily accessible.
- Pack similar materials together in your vehicle/trailer.
- Drop off household hazardous waste, electronic waste, batteries and oil products first in the special and hazardous waste building.

### You may bring your materials in any of the following vehicles/attachments:

- cars
- pickup trucks
- vans
- single axle utility trailers\*

*\*Note: Self-dumping trailers must be unloaded manually.*

## Locations

- **1777 Brady Road**, at the Brady Road Resource Management Facility
- **1120 Pacific Avenue**, between McPhillips Street and Weston Street
- **429 Panet Road**, at Mission Street

A fourth location may be built, depending on Winnipeggers’ needs.

For more information, including hours of operation:

- contact **311**
- visit [winnipeg.ca/4RDepot](http://winnipeg.ca/4RDepot)
- download the Recycle Coach app at [winnipeg.ca/recyclecoach](http://winnipeg.ca/recyclecoach)

Material	Examples
<b>Household Hazardous and Special Waste</b>	
Batteries	Single-use, rechargeable, automotive
Electronic waste	Televisions, computers and computer equipment, audio and video equipment, phones, cell phones, microwaves
Household hazardous waste	Household cleaners, fluorescent lights, propane tanks, paint, herbicides/pesticides, gasoline <b>Containers used to transport hazardous liquids will not be returned to you</b>
Used motor oil products, filters and containers	Petroleum and synthetic crankcase oil, engine oil, hydraulic fluid, transmission fluid, gear oil, other fluid used for lubricating machinery or equipment, engine oil filters, diesel fuel filters, oil containers
<b>Recycling and Reuse</b>	
Bicycles	
Blue cart recyclables	Newspaper, household paper, cardboard, plastic containers, metal cans, glass bottles and jars <b>No plastic bags, no black plastics, no polystyrene foam (Styrofoam)</b>
Ceramics and porcelain	Tiles, sinks, toilets
Clean fill	Soil, sod, clay, sand
Clean timber, lumber and wood	Non-treated/non-painted cutoffs, pallets <b>No painted, stained, or treated wood, no particle board, no plywood, no drywall</b>
Glass	Windows without frames, glassware, broken glass <b>No sealed units, no frames or attachments, no windshields</b>
Large appliances	Stoves, fridges, freezers, washers, dryers, dishwashers
Large plastics	Buckets, plant pots, storage containers, laundry baskets, patio furniture <b>Items must be 100% plastic. No metal components, no tarps, no bags, no vinyl siding, no PVC or ABS plastics, no black plastics</b>
Rubble and masonry	Brick, asphalt, patio stones, gravel, concrete <b>No rebar</b>
Scrap metal	Small appliances, pots, pans, chain link fencing, BBQs
Tires	
<b>Compostables</b>	
Branches and brush	Branches less than 10 centimetres in diameter, bush/shrub clippings <b>No plastic bags</b>
Leaf and yard waste	Leaves, grass clippings, plants, flowers <b>No plastic bags</b>
Logs and stumps	Logs, stumps, branches more than 10 centimetres in diameter

*This list may grow or change depending upon program availability.*



## Giveaway weekend

In spring and fall (**the weekend before May long weekend and the weekend after September long weekend**), you can give your reusable unwanted items a new home and keep them out of the landfill.

- place unwanted, reusable household items at the curb on your front street
- label each item with a free sticker or sign
- keep any items safely stored away that you don't want to give away
- remove leftover items from the curb by dusk on Sunday

## What to give away

- books, CDs, DVDs
- furniture, electronics, artwork, mirrors
- sports equipment, toys
- yard and gardening tools and equipment (e.g., lawn mowers, rakes, shovels)
- small appliances, kitchen gadgets, dishes, cutlery, pots and pans
- construction material (e.g., nails, paint, wood)
- clothing

## What not to give away

- items that could be unsafe
- items infested with bed bugs (e.g., mattresses, furniture, bedding)
- toilets (with a flush volume of 13 litres or more)

For more information, visit [winnipeg.ca/giveawayweekend](http://winnipeg.ca/giveawayweekend) or contact **311**.

## Recycling depots

If you have more recycling than your cart will hold, you can take your recyclables to one of our recycling depots, open 24 hours a day, every day of the year. **There is no charge** to drop off at any of the recycling depots.

For more information and depot locations, please visit [winnipeg.ca/recyclingdepots](http://winnipeg.ca/recyclingdepots) or contact **311**.

## Christmas tree recycling


Every year we run Let's Chip In, a seasonal Christmas tree recycling program, where you can drop off your unbagged Christmas tree after the holiday season. The trees are then turned into wood chips, which are available to the public **for free** in January (while quantities last).

Please remember to remove all decorations, tinsel and plastic tree bags. Sorry, but we cannot pick up trees left next to your recycling or garbage cart.

Visit [winnipeg.ca/letschipin](http://winnipeg.ca/letschipin) or contact **311** for more information.

## For more information about Winnipeg's recycling and garbage services:

- visit [winnipeg.ca/waterandwaste](http://winnipeg.ca/waterandwaste)
- download the Recycle Coach app at [winnipeg.ca/recyclecoach](http://winnipeg.ca/recyclecoach)
- contact **311**
- Ces renseignements sont disponibles en français à [winnipeg.ca/userguideFrench](http://winnipeg.ca/userguideFrench).







Reduce, reuse, recycle. Repeat.  
For you, for our city.