

2026 Preliminary Budget

TRANSIT


Presentation to SPC-PW

December 8, 2025

Agenda



1. Service Highlights and Business Plan Statements



2. Performance Reporting



3. Service Based Budget: Operating, Capital and Reserves



4. Questions

Service Highlights and Business Plan Statements



Service Highlights and Business Plan Statements

Public Transit



- Conventional
- Transit Plus
- Charter/Special Event Service

Key Achievements (2025):

1. Implemented the following items in the WTMP:
 - Launched new Primary Transit Network (PTN) on June 29, 2025 including significant on-street infrastructure changes and expanded on-request service
 - Temporarily expanded travel training program to support launch of PTN
 - Expanded service into two new neighbourhoods effective June, 2025
2. Returned to full service effective June 29, 2025 (first time since April, 2020)
3. Hired over 240 bus operators between January 1 2025 and October 31 2025
4. Received 98 new buses as part of Investing in Canada Infrastructure Program (ICIP) including 7 battery electric, 8 hydrogen fuel cell and 83 diesel
5. Awarded key contract (\$167M) and started construction on the North Garage Replacement Project
6. Completed the Fare Collection Strategy; bid documents for new fare collection system to be posted in December
7. Increased fare enforcement and launched ad campaign
8. Posted RFP for Rapid Transit (Downtown Corridors) Preliminary Design project

Service Highlights and Business Plan Statements

Public Transit



2025 Q3 Financial Forecast:


Q3 Forecast - \$0.4M year end surplus:

- Challenges in forecasting fare revenue due to large variability in ridership numbers and ongoing fare evasion (\$8.5M)
- Cost of bus parts exceeds budget (\$2.1M)
- Overall net savings in salaries from vacant positions offsets the additional costs of overtime and WCB; however WCB costs continue to exceed budget amounts (\$2.6M)
- Fuel and carbon tax savings help to partially offset the forecasted deficit (\$7.1M)

Budget Priorities / Highlights – 2026 Budget:

1. Transit night service extension - Expanded On-Request evening service until 2 a.m. in 10 zones
Fixed route service extended on 11 routes extended to after midnight
2. Ongoing refinement of Primary Transit Network schedules and routes
3. Review of Transit Plus eligibility requirements
4. Work to align to Accessibility for Manitobans Act, Accessible Transportation Standard Regulations to extent possible within existing resources (January 1, 2027)
5. Award contract for new fare collection system
6. Meet Investing in Canada Infrastructure Program (ICIP) deadlines for capital project delivery

Performance Reporting



Measuring Performance.

Inspiring Excellence.

Performance Reporting – PUBLIC TRANSIT

OurWinnipeg:



Service includes:

Conventional
Transit Plus
Charter/Special Event Service

Public Transit	2023	2024	2024	2025	2026
SPAP Theme / Service Goal / Measure Description	Actual	Actual	Target	Target	Target



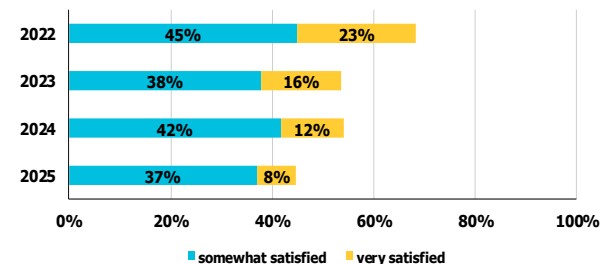
Goal 1: Meet passenger needs and expectations by providing reliable, accessible and frequent service

Weekday on-time performance - running on-time [A] 74.50% 71.60% 87.00% 82.00% 75.00%

Transit Plus trips accommodated 99.36% 99.68% 98.00% 98.50% 98.75%

[A] There are many factors that influence Transit's ability to deliver on time service including construction, traffic congestion, weather and driver behaviour. Monitoring on-time performance with respect to lay over and timing points is an ongoing challenge.

Citizen Satisfaction for Users Who Use Transit Regularly



	2021	2022	2023	2024	2025
Total Satisfied	69%	68%	54%	54%	45%

Source: City of Winnipeg Annual Citizen Survey

Source: 2026 Preliminary Budget pages 130 to 131

2026 Budget Overview

Service Based View



Service Based Budget (in millions of \$)	FTEs	Deficit ¹	Capital Budget	Reserves, Net Changes
Public Transit	1,697.50	(122.3)	137.7	(0.6)
Total	1,697.50	(122.3)	137.7	(0.6)

Notes:

1. Deficit is recovered through the transfer from General Revenue

Source: 2026 Preliminary Budget pages 132 to 133; Appendix 3 Reserves Summary page 333; and Supplement to the 2026 Preliminary Budget Capital Project Details page 213 – 230;

Service Based Operating Budget

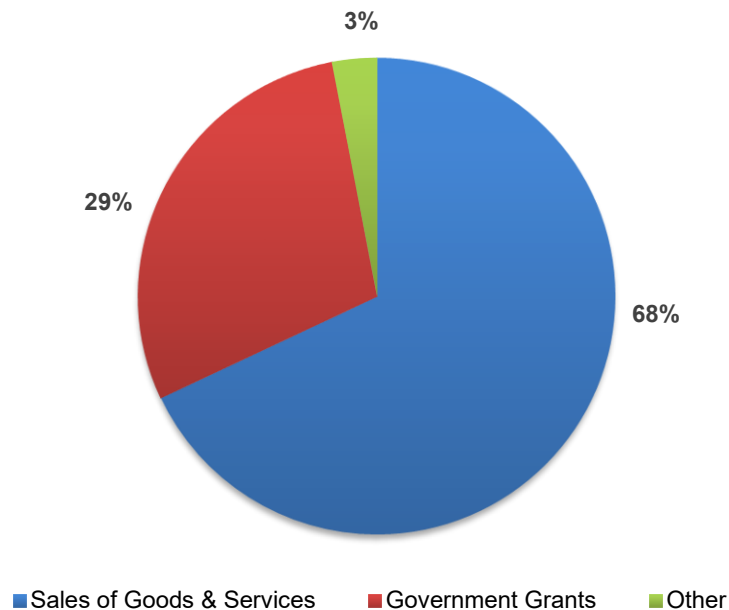


2026 Budget Overview

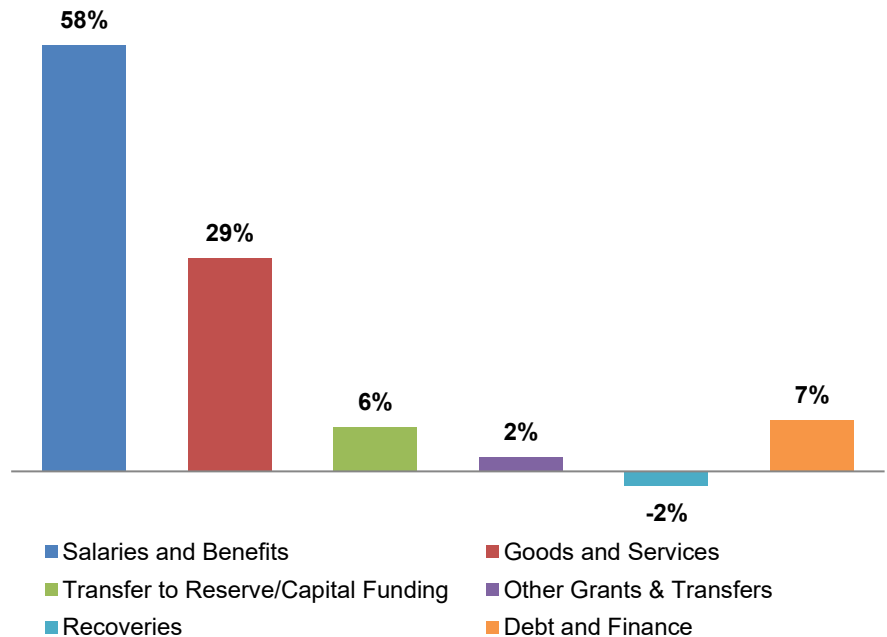
(Service Based View)



Revenues = \$145.2 million



Expenditures = \$267.5 million



The difference of \$122.3M is the transfer from General Revenue

Source: 2026 Preliminary Budget page 132

Comparison of 2026 and 2027 Projection (from 2025 Adopted Budget) to 2026 Budget Update



Service Based View

In millions of \$

2026 and 2027 Budget - Net Deficit

2026 and 2027 Projection from 2025 Budget - Net Deficit

Increase (Decrease) in Net Deficit¹

2026 Budget	2027 Projection
\$ 122.3	\$ 133.0
124.4	132.9
\$ (2.1)	\$ 0.1

Notes:

1. Majority of 2026 net change relates to savings from the elimination of carbon tax and refinement of fuel rate partially offset by increases in salaries/benefits and bus parts.

Source: 2025 Adopted Budget page 131; 2026 Preliminary Budget page 132

Salary Budget and Full Time Equivalents (FTEs), Vacancy Management, and FTE Recoveries

Service Based View



	2024 Actual	2024 Adopted Budget	2025 Budget	2026 Projection	Increase / (Decrease)	2027 Projection
Full Time Equivalents <i>(number of FTEs)</i>	1,504.97	1,633.88	1,661.51	1,697.50	35.99	1,705.30
Salaries & Benefits <i>(in millions of \$)</i>	\$ 140.1	\$ 140.8	\$ 148.5	\$ 156.3	\$ 7.8	\$ 164.0

Notes:

1. Total departmental vacancy management \$1.8 million and 23.44 FTEs. 1 FTE is approximately equivalent to \$77,702 for vacancy management in the 2026 budget. Further details included below.
2. 31 temporary FTEs expected to be working on capital projects in 2026 at a cost of approximately \$3.2 million. These costs are not included in the operating budget but noted on the capital detail sheets, if applicable..
3. Increase of 36 FTEs due to extension of night service (28 FTEs), expansion of service into new neighbourhoods (6 FTEs), and operating impact from capital (2 FTEs)

Source: 2026 Preliminary Budget page 132; and Supplement to the 2026 Preliminary Budget Capital Project Detail pages 213 - 230

Vacancy Management (Department Based)	Budget	Met or exceeded Budget
2023	\$1.808 million	✓
2024	\$1.708 million	✓
2025*	\$1.769 million	✓

* Projected to meet vacancy management budget as per third quarter 2025 projection.

Operating Budget Referrals

Service Based View



No.	Referrals to the Budget Process (include only those from an elected official process):	SPC/ Council/ Date	Included in Budget Y/N	2026		2027	SPAP Action Item
				FTE ¹	\$	\$	
1	Transit Automated Fare Collection Strategy (annual operating funds of \$2.1M and 2.00 FTEs)	Council May 22, 2025	Total funding required	-	-	950,000	3.3 Accelerate implementation of the Poverty Reduction Strategy that includes: a. Development and implementation of a
			Y	-		950,000	
2	Winnipeg Transit Master Plan - Transit Service extension to Festival Drive (annual operating funds and 6.10 FTEs)	SPC - PW Sept 11, 2025	Total funding required	3.05	372,051	775,181	4.4 Accelerate implementation of the Winnipeg Transit Master Plan
			N	3.05	372,051	775,181	
3	Winnipeg Transit Master Plan - Transit Service extension to Highland Pointe (annual operating funds and 4.40 FTEs)	SPC - PW Sept 11, 2025	Total funding required	2.20	304,035	634,895	4.4 Accelerate implementation of the Winnipeg Transit Master Plan
			N	2.20	304,035	634,895	
4	Winnipeg Transit Master Plan - Transit Service connection: Charleswood - Linden Woods (annual operating funds and 1.90 FTEs)	SPC - PW Sept 11, 2025	Total funding required	0.95	177,924	370,134	4.4 Accelerate implementation of the Winnipeg Transit Master Plan
			N	0.95	177,924	370,134	
5	Expansion of Transit Night Service Beginning in April 2026 (annual operating funds and 33.50 FTEs) ²	SPC - PW Nov 6, 2025	Total funding required	23.80	3,024,510	4,413,934	4.4 Accelerate implementation of the Winnipeg Transit Master Plan
			Y	23.80	3,024,510	4,413,934	

NOTES

1. 2026 FTEs reflected are pro-rated; full FTEs would start in 2027 for all items except Automated Fare Collection Strategy which would start in 2028.
2. Costs and FTEs to extend On-Request service from January - April, 2026 was approved separately by Council on October 30, 2025.

Service Based Capital Budget



Capital Summary

Service Based View



Service (\$000's)	2025 Adopted Budget	2026 Budget	2027 - 2031 Forecast	6-year Total
Public Transit	75,742	137,713	151,050	288,763
Total Capital Budget	75,742	137,713	151,050	288,763

Source: 2026 Preliminary Budget Appendix 6 page 341 and 343; Supplement to the 2026 Preliminary Budget page 11

Key Projects in the Funded Capital Submission



Service Based View



Transit Buses

Multi-year program for the replacement of Transit's bus fleet.

Budget Year(s): 2026 -2031
Amount: \$239.1 million
SPAP Action Item: None



Rapid Transit (Downtown Corridors) Preliminary Design

Design for future rapid transit corridors supporting a 25-year vision for Winnipeg Transit

Budget Year(s): 2026

Amount: \$5.8 million
SPAP Action Item: 4.4

Primary Transit Network Infrastructure

Infrastructure to support the Winnipeg Transit Master Plan's complete redesign of the transit network

Budget Year(s): 2026

Amount: \$13.5 million
SPAP Action Item: 4.4



Transit Waterline Replacement

Replacement of the galvanized domestic water piping throughout the Transit buildings located at 421 Osborne Street.

Budget Year(s): 2026

Amount: \$1.8 million
SPAP Action Item: None



Wheelchair Securements Retro-fit

Multi-year program for the retro-fit of wheelchair securements on existing buses

Budget Year(s): 2026
Amount: \$4.1 million
SPAP Action Item: None



Fort Rouge Garage Washrack

Second wash rack at Fort Rouge Garage to increase efficiency, productivity and capacity.

Budget Year(s): 2026

Amount: \$2.0 million
SPAP Action Item: None

Source: 2026 Preliminary Budget Appendix 6 page 343, Supplement to the 2026 Preliminary Budget pages 29 - 31; 2026 Capital Project Detail pages 213 - 230

Capital Budget Changes

Service Based View



Description (\$000's)	Expln.	Changes from Forecast						2031 Forecast	6-year Total	SPAP Action Item
		2026 Budget	2027 Forecast	2028 Forecast	2029 Forecast	2030 Forecast	2026 to 2030 Total			
Council Approved Forecast		133,213	24,592	28,683	26,942	26,771	240,201	-	240,201	
Increase / (Decrease) From Forecast:										
Fort Rouge Garage Washrack	1,2	2,000					2,000		2,000	None
Bus Shelters, Stops and On Street Infrastructure Program	1,2	974					974		974	4.4 Accelerate implementation of the Winnipeg Transit Master Plan
Transit Building Replacement and Renewal	1, 2	654					654	1,000	1,654	None
Transit Waterline Replacement	1	250					250		250	None
Ancillary Vehicle Program	3	622	634	647	660	660	3,223	660	3,883	None
Transit Buses	1, 4				1,000	4,000	5,000	33,801	38,801	None
Heavy and Other Equipment Program								1,000	1,000	None
Total Changes		4,500	634	647	1,660	4,660	12,101	36,461	48,562	
TOTAL CAPITAL BUDGET		137,713	25,226	29,330	28,602	31,431	252,302	36,461	288,763	

Variance to forecast explanations:

- 1 Reallocation of funding to align with departmental priorities.
- 2 Rebudget from prior years to these 2026 projects: Transit Building Replacement and Renewal \$1,364K, Fort Rouge Garage Washrack \$890K (previously budgeted as Building Replacement and Renewal), and Bus Shelters, Stops and On Street Infrastructure Program \$974K (previously budgeted as Heated Bus Shelters and Accessibility).
- 3 Program moved to capital from the operating budget.
- 4 Begins to reflect funding from the Transit Infrastructure Reserve in 2029.

Source: Supplement to 2026 Preliminary Budget pages 29 - 31, Supplement to the 2025 Adopted Budget pages 29 - 31

Transit Bus Funding Challenges

Budgeted 2026 Pricing	Diesel	BEB	FC_BEB
40 ' Buses	\$ 911,546	\$ 1,796,602	\$ 2,333,272
60 ' Buses	\$ 1,371,687	\$ 2,752,229	\$ 2,988,033

Fleet Planning	2026 ¹	2027	2028	2029	2030	2031
Prelim. Capital Budget (\$000's)	\$ 100,908	\$23,042	\$26,183	\$26,016	\$29,171	\$33,801
Funded Bus Purchases	51	13	16	16	18	29
Estimated Funded Fleet Size ²	642	592	544	520	508	479

¹ 2026 is the final year of the ICIP program

² Assumes retirements occur at 18 years

Average Age of Fleet	Number of Buses over 18 years
13.46	67

Capital Budget Referrals

Service Based View



No.	Referral Name	Referral Wording	SPC/ Council/ Date	Included in Budget	2026	2027	2028	2029	2030	2031	6 Year Total	SPAP Action Item
					(\$000's)							
1	Expanding Transit Service to Festival Drive	That funding for the extension of Transit service to Festival Drive west of the Perimeter Highway, as described in the report, be referred to the 2026 budget process	SPC-PW Sept 11, 2025	Total funding required	79						79	4.4 Accelerate implementation of the Winnipeg Transit Master Plan
				Y	79						79	
2	Highland Pointe Transit Service	That funding for the extension of service to the Highland Pointe community, as described in Option 2 of the report, be referred to the 2026 budget process	SPC-PW Sept 11, 2025	Total funding required	135						135	4.4 Accelerate implementation of the Winnipeg Transit Master Plan
				Y	135						135	

Note: The capital impact from both reports could be funded through the Primary Transit Network Infrastructure capital budget and thus no further capital funding is required. However, these report referrals are not included in the 2026 preliminary budget.

Source: SPC – Public Works September 11, 2025 meeting minutes

Reserve Projections

Service Based View



In Millions of \$	2025 Forecast Balance	2026 Activities	2026 Balance	2027 Balance
Southwest Rapid Transitway (Stage 2) and Pembina Highway Underpass Payment Reserve	\$ 15.2	\$ -	\$ 15.2	\$ 14.8
Transit Bus Replacement Reserve	0.6	(0.6)	-	-
Transit Infrastructure Reserve	0.3	-	0.3	0.3
TOTAL	\$ 16.1	\$ (0.6)	\$ 15.5	\$ 15.1

Source: 2026 Preliminary Budget; Appendix 3 Reserves Summary page 333

Questions

