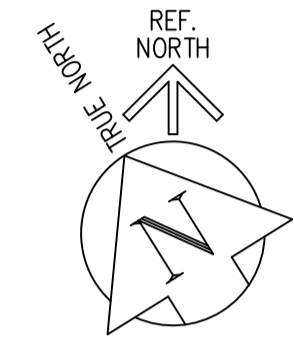
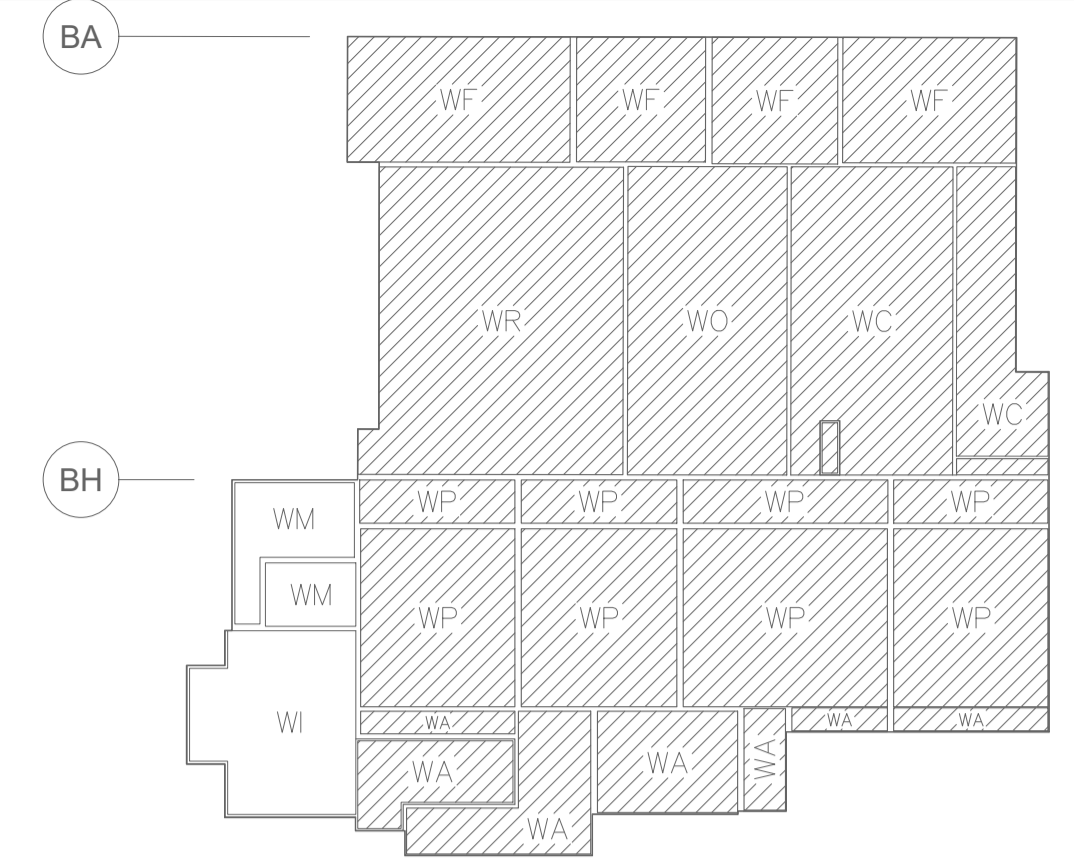


PLUMBING - SECOND FLOOR PLAN - NEW CONSTRUCTION
 1 : 200 (WM & WI)



KEY PLAN
 NOT TO SCALE
 UNHATCHED AREAS DENOTES EXTENTS SHOWN ON DRAWING

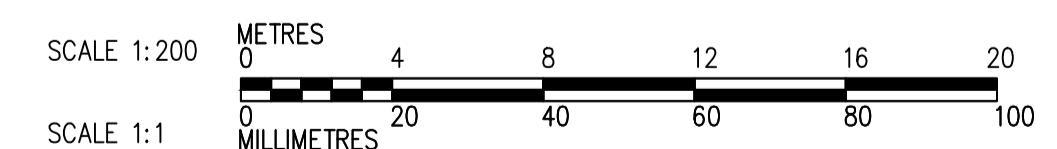
MECHANICAL LEGEND	
	NEW PRIMARY STORM WATER DRAINAGE ABOVE FLOOR OR GRADE
	NEW SECONDARY STORM WATER DRAINAGE ABOVE FLOOR OR GRADE
	EXISTING PRIMARY STORM WATER DRAINAGE ABOVE FLOOR OR GRADE TO REMAIN
	EXISTING PRIMARY STORM WATER DRAINAGE BELOW FLOOR OR GRADE TO REMAIN
	PIPE CAP
	DIRECTION OF FLOW
	CLEANOUT
	ROOF DRAIN
	VENT
	SANITARY VENT
	VENT PIPE WITH METAL FLASHING
	EXHAUST FAN UNIT, CURBED
	FLUE VENT, CURBED
	GOOSE NECK VENTING, CURBED
	LOUVERED VENT HOOD, CURBED
	SCUPPER
	PLUMBING FIXTURE DESIGNATION
	FIRE STANDPIPE
	ROOF LADDER
	PLUMBING RISER REFERENCE - REFER TO DRAWINGS 1-0601B-H0038-001 AND 1-0601B-H0039-001 FOR SCHEMATICS

GENERAL NOTES

- ALL EQUIPMENT SHUT DOWN AND NOISY WORK TO BE PERFORMED IN ACCORDANCE WITH WORK HOURS AND NOISE RESTRICTIONS SET FORTH IN THE SPECIFICATION AND COORDINATED WITH CONTRACT ADMINISTRATOR.
- REVIEW ALL CONSTRUCTION DOCUMENTS, VERIFY ROUTING AND EQUIPMENT REMOVAL AND RE-INSTALLATION ETC, PRIOR TO PROCEEDING WITH WORK. REPORT ANY DISCREPANCIES TO CONTRACT ADMINISTRATOR.
- PERFORM COORDINATION BETWEEN ALL TRADES AS REQUIRED FOR REMOVAL AND RE-INSTALLATION OF EQUIPMENT. WHERE ADDITIONAL WORK REASONABLY INCIDENTAL TO THE ORIGINAL DESIGN INTENT IS REQUIRED DUE TO SITE CONDITIONS, IT SHALL BE PERFORMED AT NO ADDITIONAL COST.
- WHERE REMOVAL OF EQUIPMENT REQUIRES RE-INSULATING OR ADDITIONAL PATCHING, PERFORM WORK AT NO ADDITIONAL COST. ALL PATCHING AND RE-INSULATING TO MATCH EXISTING OR MEET THE MINIMUM REQUIREMENTS OF THE SPECIFICATION WHERE THE EXISTING CONDITION IS OF LESS QUALITY THAN THE SPECIFICATION.
- WHEN EQUIPMENT, DUCTING OR OTHER MECHANICAL ITEMS ARE REMOVED FROM ROOF AND REQUIRED TO BE RE-INSTALLED, STORE IN SAFE LOCATION TO PREVENT WEATHER OR PHYSICAL DAMAGE TO EQUIPMENT, DUCTING OR ANY OTHER MECHANICAL ITEMS.

KEY NOTES

- EXISTING PRIMARY STORM WATER LEADER DOWN TO BELOW FROM FLOOR ABOVE.
- SUPPLY AND INSTALL NEW PRIMARY ROOF DRAIN. REFER TO MECHANICAL AND BUILDING DETAILS AND TO LEVEL BELOW FOR LEADER CONTINUATION.
- CONNECT NEW PRIMARY ROOF DRAIN TO EXISTING LEADER WHERE POSSIBLE.
- SUPPLY AND INSTALL NEW OVERFLOW SCUPPER. REFER TO BUILDING DRAWING.



10		
9		
8		
7		
6		
5		
4	1-0601B-H0039-001	PLUMBING SOUTH STORM DRAIN SCHEMATIC ELEVATION
3	1-0601B-H0037-001	PLUMBING WM & WI STORM DRAIN UPGRADES THIRD FLOOR PLAN
2	1-0601B-H0029-001	PLUMBING WM & WI STORM DRAIN UPGRADES FIRST FLOOR PLAN
1	1-0601B-B0071-001	BUILDING WM & WI ROOF PLAN
NO.	DRAWING NUMBER	REFERENCE DRAWING TITLE

**ENGINEERS
 GEOSCIENTISTS
 MANITOBA**
 Certificate of Authorization
SMS Engineering Ltd.
 No. 166

B.M. ELEV.	NO.	ISSUED FOR TENDER	DATE	BY	GS
	00	ISSUED FOR TENDER	23/03/21		GS
		REVISIONS			

SMS Engineering
 770 Bradford Street Winnipeg, Canada (204) 775-0291
 22-284-01 smseng.com

DESIGNED BY: GR	CHECKED BY: GS
DRAWN BY: GR	APPROVED BY: GS
SCALE: AS NOTED	RELEASED FOR CONSTRUCTION BY:
DATE: 2023/03/21	DATE:

ENGINEER'S SEAL

 CONSULTANT DRAWING NO. M2.12

THE CITY OF WINNIPEG
 WATER AND WASTE DEPARTMENT
 ENGINEERING DIVISION

DRINKING WATER TREATMENT PLANT
 MAIN BUILDING
 ROOF REPLACEMENT

PLUMBING
 WM & WI STORM DRAIN UPGRADES
 SECOND FLOOR PLAN

CITY FILE NUMBER: **W-1049**
 SHEET 1 OF 1
 CITY DRAWING NUMBER: 1-0601B-H0033-001