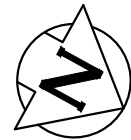
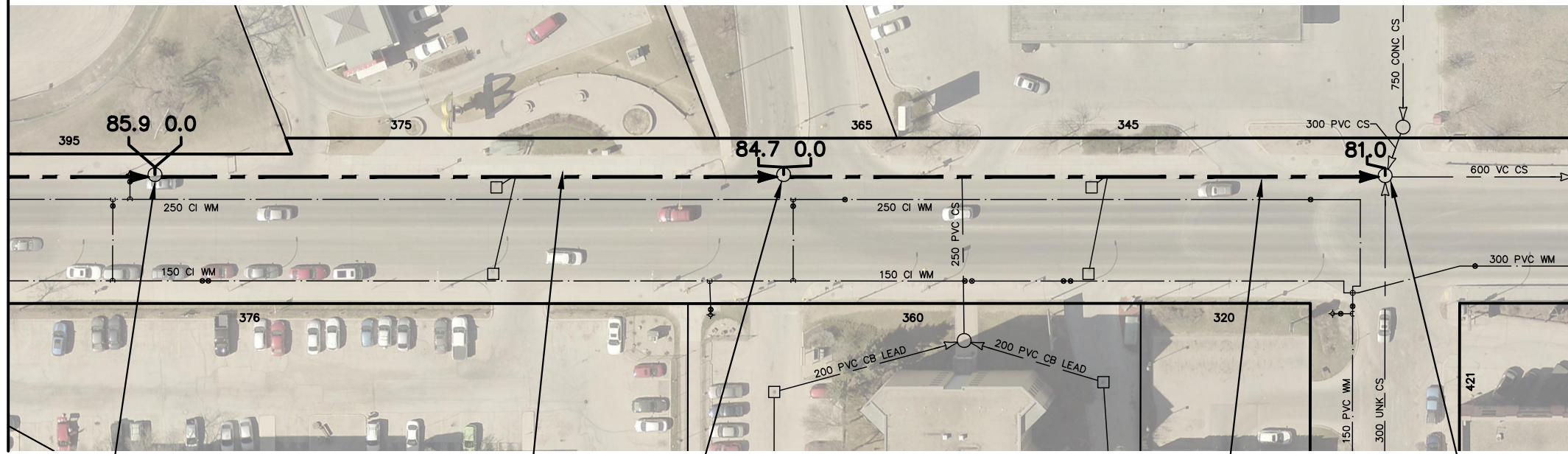


FOR CONTINUATION SEE DWG 12372

# OSBORNE STREET



SEWER JUNCTION INFORMATION FROM SEWER VIDEO INSPECTION SEWER ID S-MA60009308		
DISTANCE FROM MH ID S-MH60007697		
DISTANCE	DIAMETER	CLOCK
2.0	150	10
3.0	150	01
3.5	200	11
12.4	150	10
12.4	150	02
19.0	150	02
19.0	150	10
26.5	150	11
27.5	150	10
27.5	150	02
35.4	150	02
35.4	150	10
41.5	200	11
42.4	150	11
42.4	150	01
44.0	150	11
45.5	200	02
46.1	200	10
50.3	150	01
50.5	150	10
58.0	150	02
58.1	150	11
65.5	150	02
65.6	100	10
73.6	150	10
73.6	150	02
75.2	150	10
80.2	200	12



S-MH60007697  
RIM 231.96  
INV S 225.51  
INV N 225.50

**84.7 OF 600 CLAY CS TO BE LINED  
S-MA60009308  
(FULLY DETERIORATED)**

S-MH60008980  
RIM 231.90  
INV S 225.19  
INV N 225.15

**81.0 OF 600 CLAY CS TO BE LINED  
S-MA70036912  
(FULLY DETERIORATED)**

**MULVEY AVE**

S-MH70001337  
RIM 231.57  
INV W 225.37  
INV E 225.08  
INV S 225.02  
INV N 225.01

SEWER JUNCTION INFORMATION FROM SEWER VIDEO INSPECTION SEWER ID S-MA70036912		
DISTANCE FROM MH ID S-MH60008980		
DISTANCE	DIAMETER	CLOCK
7.1	150	01
10.4	100	11
10.4	100	01
18.0	100	10
18.0	100	02
24.3	100	10
24.3	100	02
25.8	100	11
25.8	100	01
28.0	100	01
40.6	100	01
40.6	100	10
42.3	100	10
42.3	100	02
48.3	100	11
48.3	100	01
55.8	100	02
55.9	100	10
63.4	100	10
63.6	100	01
71.3	100	10
71.3	100	02
71.8	100	02
72.2	100	10

\*\*\*\*REVERSAL REQUIRED\*\*\*\*

**WARNING**

IF POWER EQUIPMENT OR EXPLOSIVES ARE TO BE USED FOR EXCAVATION ON THIS PROJECT THE CONTRACTOR MUST:

- 1) NOTIFY THE GAS COMPANY OF THE PROPOSED LOCATION OF EXCAVATION.
- 2) TAKE PRECAUTION TO AVOID DAMAGE TO GAS COMPANY INSTALLATIONS.

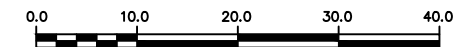
SEE PROVINCIAL REGULATION 210/72 FOR DETAILS

SEWER JUNCTION INFORMATION FROM SEWER VIDEO INSPECTION SEWER ID S-MA70036912		
DISTANCE FROM MH ID S-MH70001337		
DISTANCE	DIAMETER	CLOCK
6.7	150	11
7.1	150	11
10.8	150	01

\*\*\*\*REVERSAL COMPLETED\*\*\*\*

**FOR INDEX SEE  
12361**

**METRIC**  
WHOLE NUMBERS INDICATE MILLIMETRES  
DECIMALIZED NUMBERS INDICATE METRES



<p>LOCATION APPROVED UNDERGROUND STRUCTURES</p> <p>SUPV. U/G STRUCTURES COMMITTEE _____ DATE _____</p> <p>NOTE: LOCATION OF UNDERGROUND STRUCTURES AS SHOWN ARE BASED ON THE BEST INFORMATION AVAILABLE BUT NO GUARANTEE IS GIVEN THAT ALL EXISTING UTILITIES ARE SHOWN OR THAT THE GIVEN LOCATIONS ARE EXACT. CONFIRMATION OF EXISTENCE AND EXACT LOCATION OF ALL SERVICES MUST BE OBTAINED FROM THE INDIVIDUAL UTILITIES BEFORE PROCEEDING WITH CONSTRUCTION.</p>	<p>B.M. ELEV.</p> <table border="1" style="width: 100%; height: 100%;"> <tr><td> </td><td> </td><td> </td></tr> <tr><td> </td><td> </td><td> </td></tr> <tr><td> </td><td> </td><td> </td></tr> <tr><td> </td><td> </td><td> </td></tr> <tr><td> </td><td> </td><td> </td></tr> <tr><td> </td><td> </td><td> </td></tr> <tr><td> </td><td> </td><td> </td></tr> <tr><td> </td><td> </td><td> </td></tr> <tr><td> </td><td> </td><td> </td></tr> <tr><td> </td><td> </td><td> </td></tr> <tr><td> </td><td> </td><td> </td></tr> </table>																																		<p><b>MORRISON HERSHFIELD</b></p> <table border="1" style="width: 100%;"> <tr> <td>DESIGNED BY JKH</td> <td>CHECKED BY HAK</td> </tr> <tr> <td>DRAWN BY DML</td> <td>APPROVED BY BWB</td> </tr> <tr> <td colspan="2">SCALE: HORIZONTAL 1:750 VERTICAL</td> </tr> <tr> <td colspan="2">RELEASED FOR CONSTRUCTION STACY COURNOYER</td> </tr> <tr> <td>DATE 2019/12/16</td> <td>DATE 2020/03/02</td> </tr> </table>	DESIGNED BY JKH	CHECKED BY HAK	DRAWN BY DML	APPROVED BY BWB	SCALE: HORIZONTAL 1:750 VERTICAL		RELEASED FOR CONSTRUCTION STACY COURNOYER		DATE 2019/12/16	DATE 2020/03/02	<p>ENGINEER'S SEAL</p> <p>ORIGINAL SIGNED BY H.A. KATZ 2020 03 02</p> <hr/> <p>CONSULTANT DRAWING NUMBER</p>	<p><b>THE CITY OF WINNIPEG</b> WATER AND WASTE DEPARTMENT ENGINEERING DIVISION</p> <p><b>2020 SEWER RENEWALS BY CIPP LINING (LARGE DIAMETER) CONTRACT 3 OSBORNE STREET 1ST MH N OF DON AVENUE TO MH AT MULVEY AVENUE</b></p>
DESIGNED BY JKH	CHECKED BY HAK																																														
DRAWN BY DML	APPROVED BY BWB																																														
SCALE: HORIZONTAL 1:750 VERTICAL																																															
RELEASED FOR CONSTRUCTION STACY COURNOYER																																															
DATE 2019/12/16	DATE 2020/03/02																																														
				<p>SHEET <b>14</b> OF <b>17</b> CITY DRAWING NUMBER <b>12373</b></p>																																											