

PARTIAL FLOOR PLANS - DEMOLITION
1:100

DEMOLITION NOTES

1. DEMOLISH EXISTING DOMESTIC WATER FROM WASH RACK TO 76mm WATER MAIN. CAP AT MAIN FOR RECONNECTION.
2. REFER TO PHOTO A.
3. DEMOLISH EXISTING COMPRESSED AIR PIPE FROM EXISTING COMPRESSED AIR MAIN TO EXISTING WASH RACK CONTROL PANEL & DETERGENT SYSTEM.
4. REFER TO PHOTO B.
5. REMOVE EXISTING TIRE GUARD RAILS BASE PLATES. BOLTS CUT FLUSH TO SLAB.
6. REMOVE EXISTING WASH RACK & BASE PLATES. BOLTS CUT FLUSH TO SLAB.
7. REMOVE EXISTING FRAME & BASE PLATES. BOLTS CUT FLUSH TO SLAB.
8. REMOVE EXISTING TRANSLUCENT PLASTIC PANELS FROM SPLASH CURTAIN FRAME.
9. EXISTING DOMESTIC WATER MAIN AT APPROXIMATELY 6m AFF.

GENERAL NOTES

1. ALL COMPONENTS OF THE EXISTING WASH RACK TO BE RETURNED TO OWNER.




PHOTO A
SCALE: NTS

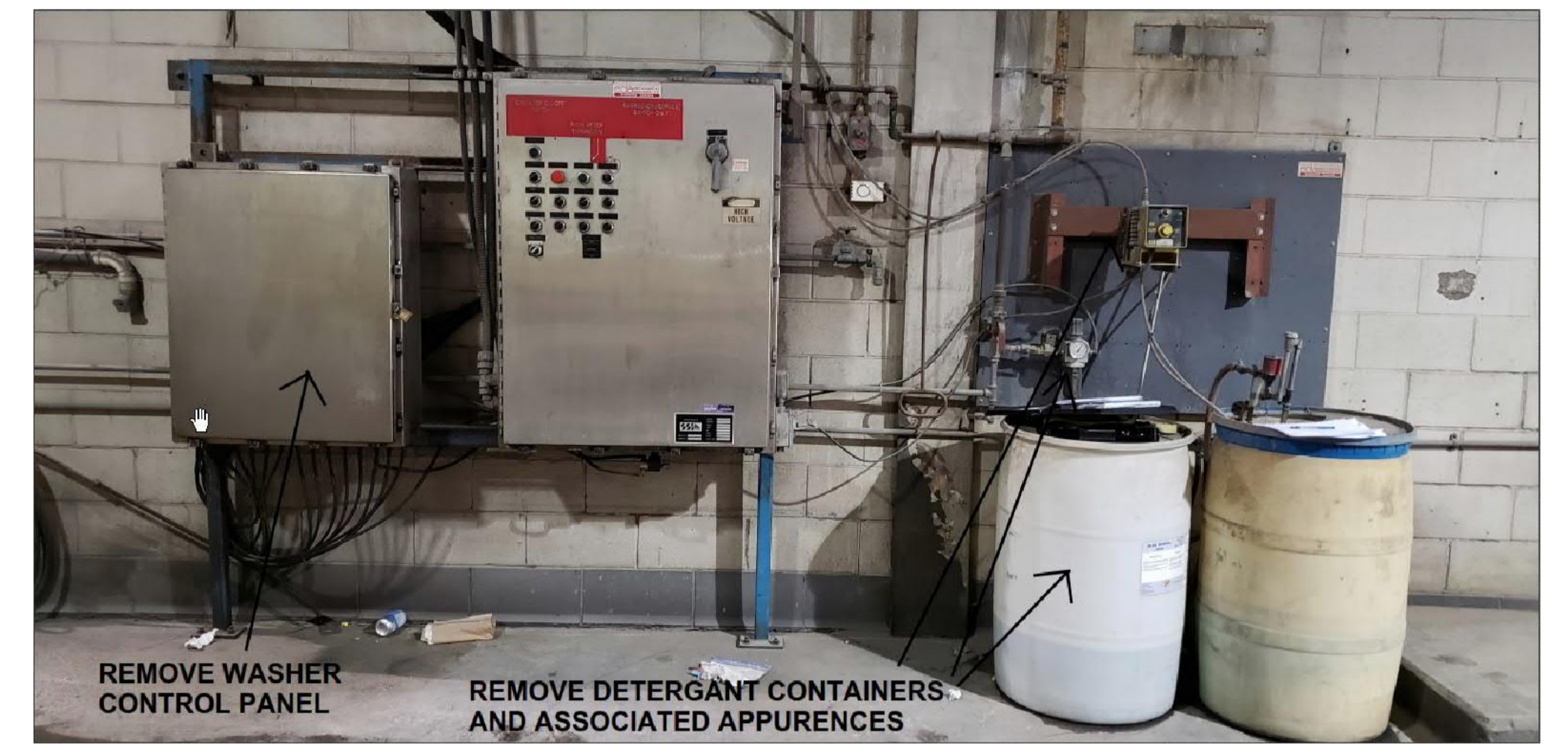
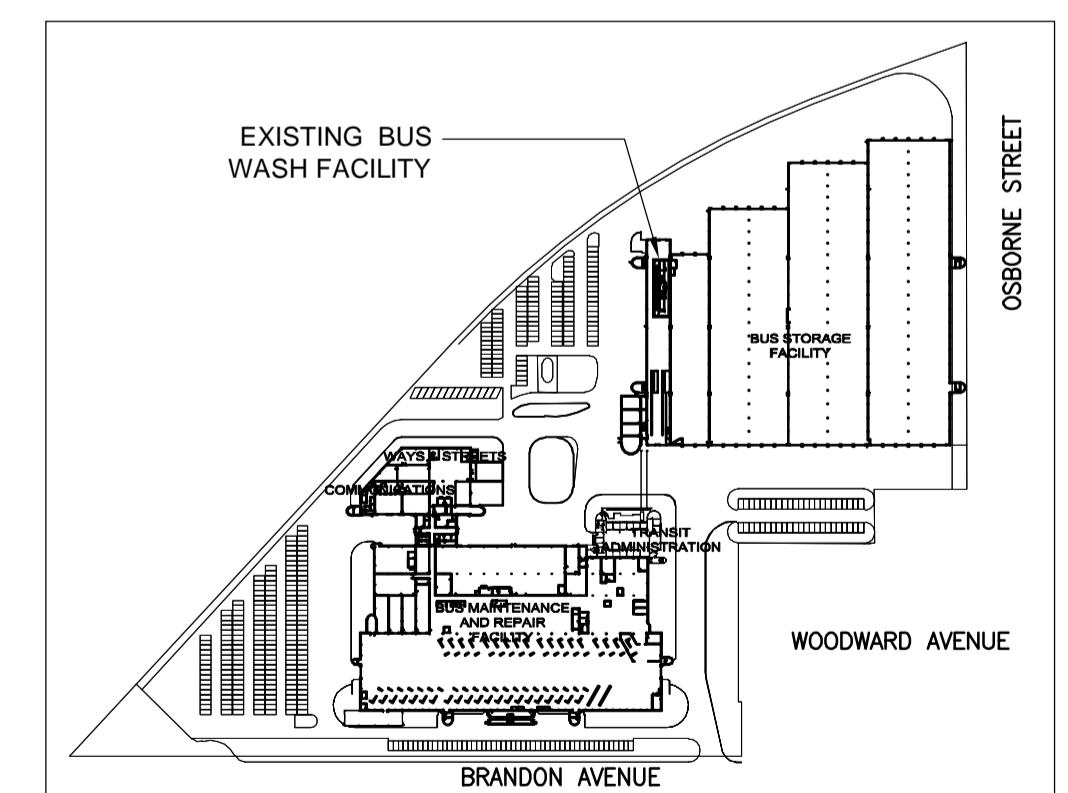


PHOTO B
SCALE: NTS



KEY PLAN
NTS

CA_PROJECTWISE\WORKING DIRECTORY\PROJECTS_2019\WASKA_DMS03192\199071-07-MECH-DES1.DWG

LOCATION UNDERGROUND SUPPLY, U/G STRUCTURES COMMITTEE DATE NOTE: LOCATION OF UNDERGROUND STRUCTURES AS SHOWN ARE BASED ON THE BEST INFORMATION AVAILABLE, BUT NO GUARANTEE IS GIVEN THAT ALL EXISTING UTILITIES ARE SHOWN OR THAT THE GIVEN LOCATIONS ARE EXACT. CONFIRMATION OF EXISTENCE AND EXACT LOCATION OF ALL SERVICES MUST BE OBTAINED FROM THE INDIVIDUAL UTILITIES BEFORE PROCEEDING WITH CONSTRUCTION.	APPROVED STRUCTURES DATE	B.M. ELEV.	DESIGNED BY: EP DRAWN BY: ERP CHECKED BY: TKD APPROVED BY:		ENGINEER'S SEAL		FORT ROUGE GARAGE BUS WASH RACK REPLACEMENT, WINNIPEG, MANITOBA	CITY DRAWING NUMBER: P-XXXX- ---- SHEET 1 OF 1
1 ISSUED FOR TENDER 20/03/27 EP NO. REVISIONS DATE BY			HOR. SCALE: NOTED VERTICAL:		RELEASED FOR CONSTRUCTION DATE		CONSULTANT PROJECT NO. 199071	MECHANICAL - DEMOLITION FLOOR PLANS