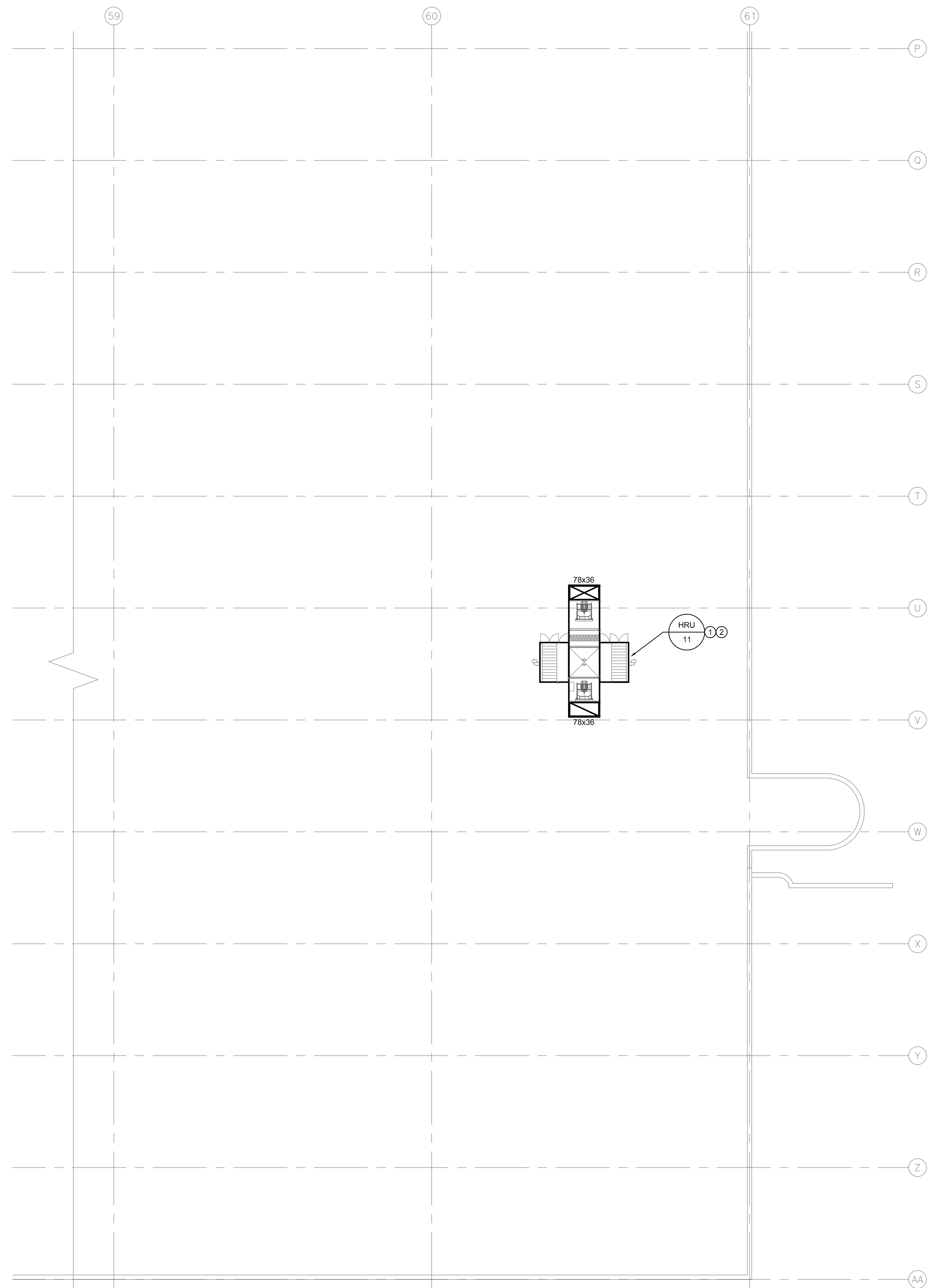

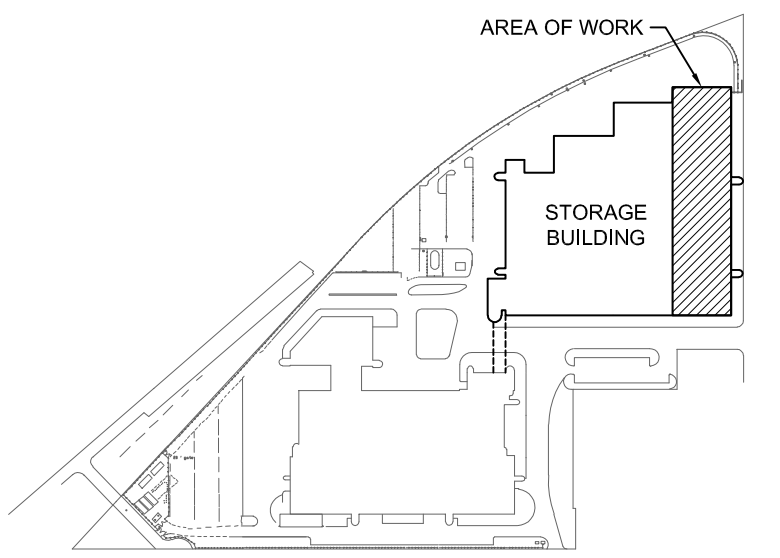


1 ROOF PLAN - TRACK 25-36 - VENTILATION - NEW CONSTRUCTION (GRID LINES A-P)
M4.2 SCALE: 1/16" = 1'-0"



2 ROOF PLAN - TRACK 25-36 - VENTILATION - NEW CONSTRUCTION (GRID LINES P-AA)
M4.2 SCALE: 1/16" = 1'-0"

AS INDICATED ON STRUCTURAL DRAWING THE EXIST ROOF HAS BEEN DESIGNED FOR 36 psf LIVE LOAD. THE CONTRACTOR IS TO DETERMINE AN APPROPRIATE METHOD OF TRANSPORTING MATERIALS & MECHANICAL UNITS TO THE FINAL LOCATION WITHOUT EXCEEDING THIS DESIGN LOAD. ANY TRANSPORTATION METHOD SHOULD ENSURE PROTECTION OF THE EXIST ROOF SURFACE & UNDERLYING INSULATION.



GENERAL NOTES


- A. THIS BUILDING MAY CONTAIN ASBESTOS. REFER TO FRONT END SPECIFICATIONS FOR FURTHER INFORMATION.
- B. REFER TO ROOF DETAILS AND SPECIFICATIONS FOR ALL NEW AND CAPPED OPENINGS.

KEY NOTES

1. HRU'S 9 AND 11 ARE PRE-PURCHASED AND SUPPLIED BY THE CITY. REFER TO BID OPPORTUNITY 1142-2019 FOR INFORMATION WHICH HAS BEEN AWARDED TO TEMPEFF NORTH AMERICA LTD. THE SUPPLY OF THE HRU'S IS NOT IN CONTRACT (N.I.C.). CONTRACTOR IS RESPONSIBLE FOR ACCEPTING DELIVERY OF HRU'S ON SITE AND OFFLOADING HRU'S OFF OF TRUCK. CONTRACTOR IS RESPONSIBLE FOR ALL WORK REQUIRED FOR THE INSTALLATION OF THE HRU'S. HRU'S ARE ANTICIPATED TO BE READY FOR DELIVERY IN APRIL / MAY 2020. CONTRACTOR IS RESPONSIBLE FOR COORDINATING DELIVERY OF HRU'S TO SITE AND ALL COSTS OF STORING THE HRU'S OFF SITE AS REQUIRED.
2. THE CITY SUPPLIED HRU SHALL BE MOUNTED ON STRUCTURAL STAND. REFER TO STRUCTURAL AND NOTE ON THIS DRAWING FOR TRANSPORTING OF HRU ON ROOF. HRU AND STRUCTURAL STEEL SHALL BE CRANED FROM OSBORNE STREET SIDE OF EXISTING BUILDING. CONTRACTOR SHALL BE RESPONSIBLE FOR ALL COSTS AND COORDINATE WITH PUBLIC WORKS FOR PERMIT, BARRIERS, SIGNAGE, ETC. TO ACCOMPLISH CRANING PROCEDURES. ALTERNATIVELY, THE HRU'S MAY BE CRANED FROM THE CITY'S PROPERTY BUT ALL WORK MUST OCCUR ON THE WEEKENDS. BE COORDINATED WITH TRANSIT NO ADDITIONAL PAYMENT WILL BE PROVIDED FOR OVER TIME WORK.

0	ISSUED FOR CONSTRUCTION	JH	16/01/20
NO.	Description	BY	DDMMYY

**ENGINEERS
GEOSCIENTISTS
MANITOBA**
Certificate of Authorization
SMS Engineering Ltd.
No. 166



770 Bradford Street
Winnipeg, Canada
T 204 775 0291
SMSeng.com



Project Title
**CITY OF WINNIPEG FORT ROUGE
TRANSIT BASE - STORAGE
TRACK 25-36 - MECHANICAL
UPGRADE**
WINNIPEG MANITOBA

Drawing Title
**ROOF PLAN -
TRACK 25-36 -
VENTILATION -
NEW CONSTRUCTION**

Drawn By IE	Checked By XZ	Approved By JH
Scale AS NOTED	Date JANUARY, 2020	Project No. 19-332-02
Revision Number 0	Drawing Number M4.2	Sheet Order 11 OF 14