


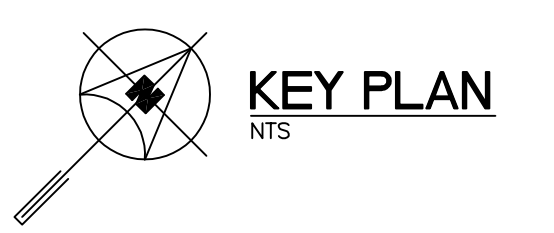
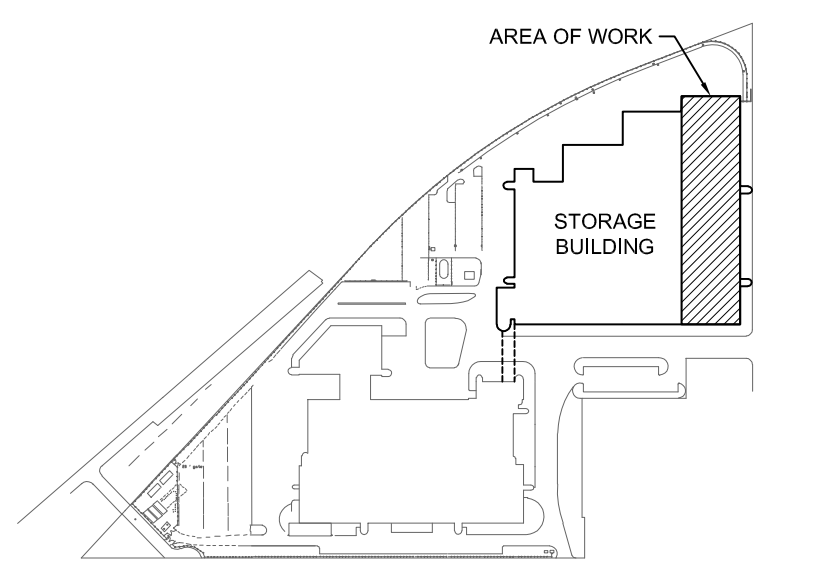
1  
M3.1  
SCALE: 1/16" = 1'-0"

**MAIN FLOOR PLAN - TRACK 25-36 - FIRE PROTECTION - NEW CONSTRUCTION (GRID LINES A-P)**



2  
M3.1  
SCALE: 1/16" = 1'-0"

**MAIN FLOOR PLAN - TRACK 25-36 - FIRE PROTECTION - NEW CONSTRUCTION (GRID LINES P-AA)**





**GENERAL NOTES**

- A. THIS BUILDING MAY CONTAIN ASBESTOS. REFER TO FRONT END SPECIFICATION FOR INFORMATION.
- B. THE SPRINKLER SYSTEM SHALL BE DESIGNED AND INSTALLED IN ACCORDANCE WITH NFPA 13, MANITOBA BUILDING CODE, MANITOBA FIRE CODE, LOCAL BUILDING BY-LAWS, THE AUTHORITY HAVING JURISDICTION, AND THE SPECIFICATION.

**KEY NOTES**

1. SPRINKLER SYSTEM AT HIGH LEVEL NOT SHOWN. PROVIDE NEW SPRINKLER HEADS UNDER NEW DUCTWORK AS REQUIRED. PROVIDE LOWER LEVEL SPRINKLER HEADS UNDER NEW DUCTWORK AS FAR AWAY FROM BUS TAIL PIPE AS POSSIBLE. LOWER LEVEL SPRINKLER HEADS UNDER NEW DUCTWORK SHALL BE HIGH TEMPERATURE TYPE (280°F ACTIVATION). HIGH LEVEL SPRINKLER HEADS AT UNDERSIDE OF STRUCTURE SHALL BE STANDARD TEMPERATURE TYPE (165°F ACTIVATION).

NO.	Description	BY	DATE
0	ISSUED FOR CONSTRUCTION	JH	16/01/20



Project Title  
**CITY OF WINNIPEG FORT ROUGE TRANSIT BASE - STORAGE TRACK 25-36 - MECHANICAL UPGRADE**  
 WINNIPEG MANITOBA

Drawing Title  
**MAIN FLOOR PLAN - TRACK 25-36 - FIRE PROTECTION - NEW CONSTRUCTION**

Drawn By IE	Checked By XZ	Approved By JH
Scale AS NOTED	Date JANUARY, 2020	Project No. 19-332-02
Revision Number 0	Drawing Number M3.1	Sheet Order 9 OF 14

FILE NAME AND PATH: C:\PROJETS\2019\19-332-Transit Base\25-36 Mechanical Upgrade\3.0 Civil\Rev3.3.Mech\2020\19332\_AA1\_P1\_1.dwg  
 LAYOUT: M3.1  
 LAST SAVED BY: zml  
 DATE PLOTTED: Monday, October 7, 2019 12:52:07 PM