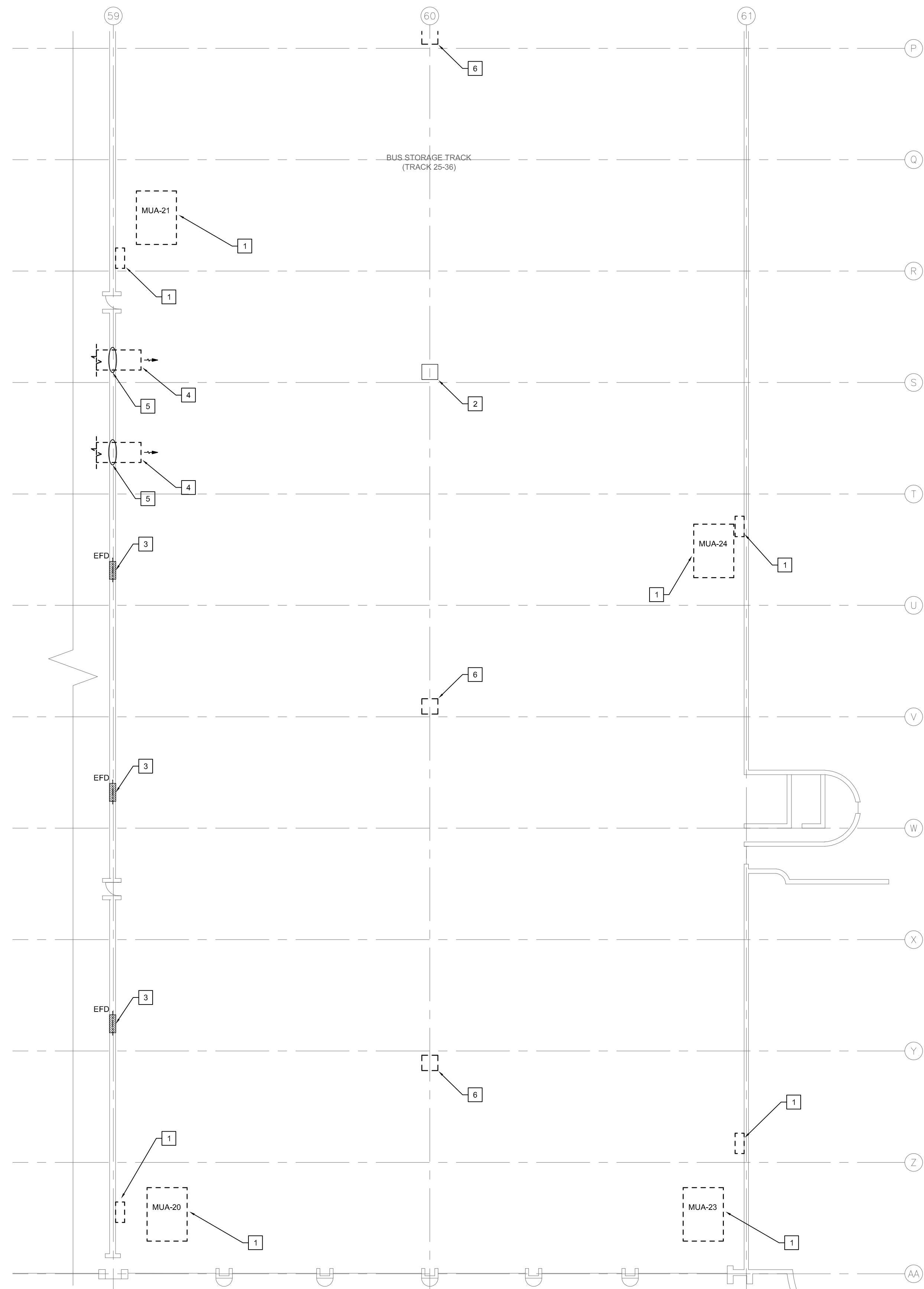
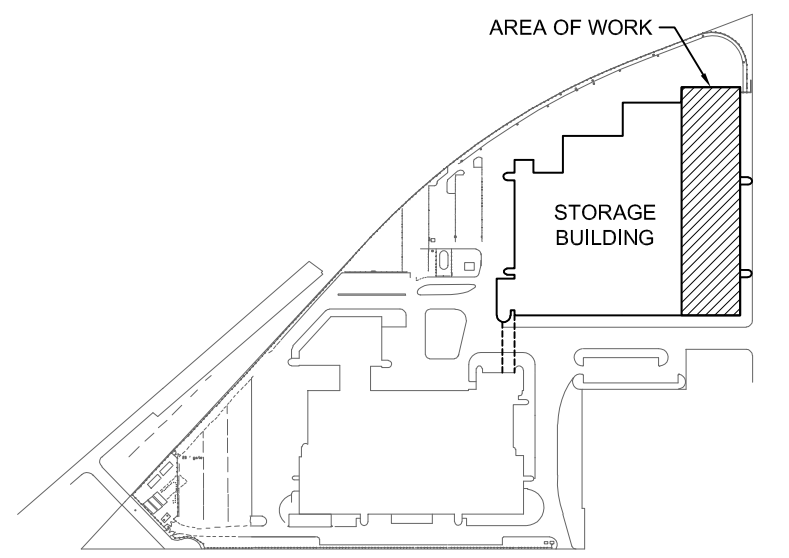


1 MAIN FLOOR PLAN - TRACK 25-36 - VENTILATION - DEMOLITION (GRID LINES A-P)
 M1.4 SCALE: 1/16" = 1'-0"



2 MAIN FLOOR PLAN - TRACK 25-36 - VENTILATION - DEMOLITION (GRID LINES P-AA)
 M1.4 SCALE: 1/16" = 1'-0"



GENERAL NOTES


- A. ALL ABANDONED EQUIPMENT AND SERVICES WITHIN AREA OF WORK SHALL BE REMOVED.
- B. THIS BUILDING MAY CONTAIN ASBESTOS. REFER TO FRONT END SPECIFICATIONS FOR FURTHER INFORMATION.
- C. PRIOR TO DEMOLISHING AND REMOVAL OF THE EXISTING EQUIPMENT, COORDINATE WITH THE CITY. RETURN EQUIPMENT TO THE CITY AS REQUESTED.

DEMOLITION KEY NOTES

- 1. DEMOLISH AND REMOVE EXISTING MUAS AND ASSOCIATED DUCTWORK, VENTING AND INTAKES. ENSURE MUAS ARE DISPOSED OF PROPERLY AS THEY ARE KNOWN TO CONTAIN HAZARDOUS MATERIALS. REPAIR AND SEAL ROOF OPENING (REFER TO STRUCTURAL AND ROOFING SPECIFICATIONS/DETAILS). REMOVE EXISTING CONTROLLERS AND RETURN TO OWNER FOR SPARES. REMOVE DEMOLISHED UNITS FROM BAS.
- 2. EXISTING ABANDONED UNDERFLOOR VENTILATION SYSTEM CURB TO REMAIN.
- 3. EXISTING FIRE DAMPER TO REMAIN.
- 4. DEMOLISH AND REMOVE EXISTING DUCTWORK AND ASSOCIATED DAMPER. REFER TO M1.6 FOR CONTINUATION.
- 5. REFER TO STRUCTURAL FOR DETAIL FOR INFILLING EXISTING OPENING IN BLOCK WALL TO MAINTAIN FIRE RATINGS.
- 6. DEMOLISH AND REMOVE EXISTING ABANDONED UNDERFLOOR VENTILATION SYSTEM CURB. REFER TO STRUCTURE.
- 7. DEMOLISH AND REMOVE EXISTING NO2 SENSOR.

0	ISSUED FOR CONSTRUCTION	JH	16/01/20
NO.	Description	BY	DDMMYY

**ENGINEERS
GEOSCIENTISTS
MANITOBA**
 Certificate of Authorization
SMS Engineering Ltd.
 No. 166



770 Bradford Street
 Winnipeg, Canada
 T 204 775 0291
 SMSeng.com
**SMS
ENGINEERING**

Project Title
**CITY OF WINNIPEG FORT ROUGE
 TRANSIT BASE - STORAGE
 TRACK 25-36 - MECHANICAL
 UPGRADE**
 WINNIPEG MANITOBA

Drawing Title
**MAIN FLOOR PLAN -
 TRACK 25-36 -
 VENTILATION -
 DEMOLITION**

Drawn By IE	Checked By XZ	Approved By JH
Scale AS NOTED	Date JANUARY, 2020	Project No. 19-332-02
Revision Number 0	Drawing Number M1.4	Sheet Order 4 OF 14

FILE NAME AND PATH: C:\PROJETS\2019\19-332-Transit-Track-25-36-Mechanical-Upgrade\03-Civil-Rev03-3-Mech2-Comradan\19332_A1_HA_P10V_1.dwg
 LAYOUT: M1.4
 LAST SAVED BY: zml
 DATE PLOTTED: Monday, October 7, 2019 12:02 PM