

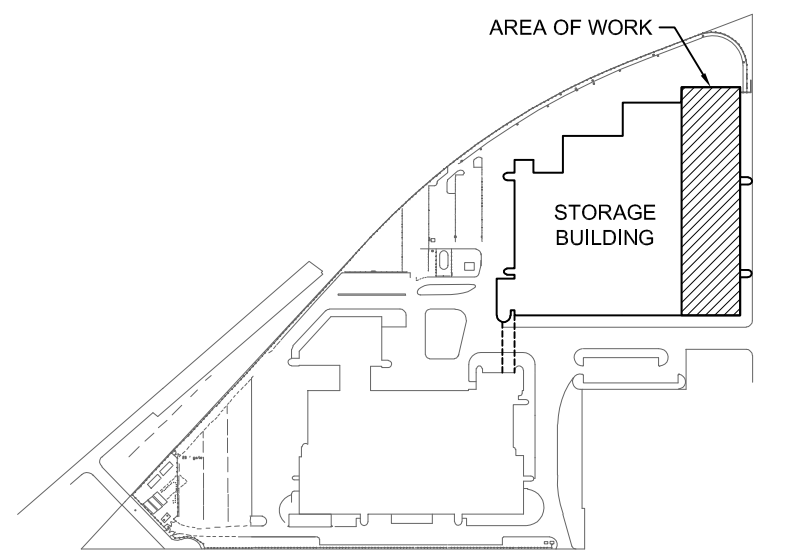


1  
M1.3  
SCALE: 1/16" = 1'-0"  
MAIN FLOOR PLAN - TRACK 25-36 - FIRE PROTECTION - DEMOLITION (GRID LINES A-P)



2  
M1.3  
SCALE: 1/16" = 1'-0"  
MAIN FLOOR PLAN - TRACK 25-36 - FIRE PROTECTION - DEMOLITION (GRID LINES P-AA)



**GENERAL NOTES**

- A. ALL ABANDONED EQUIPMENT AND SERVICES WITHIN AREA OF WORK SHALL BE REMOVED.
- B. THIS BUILDING MAY CONTAIN ASBESTOS. REFER TO FRONT END SPECIFICATIONS FOR FURTHER INFORMATION.
- C. REFER TO ROOF DETAILS AND SPECIFICATIONS FOR ALL NEW AND CAPPED OPENINGS.
- D. PRIOR TO DEMOLISHING AND REMOVAL OF THE EXISTING EQUIPMENT, COORDINATE WITH THE CITY. RETURN EQUIPMENT TO THE CITY AS REQUESTED.

**DEMOLITION KEY NOTES**

- 1. DEMOLISH AND REMOVE UPRIGHT SPRINKLER HEADS COVERING BELOW MECHANICAL EQUIPMENT AND DUCTWORK BEING REMOVED. CONFIRM EXACT LOCATIONS ON SITE
- 2. SPRINKLERS AT HIGH LEVEL (NOT SHOWN) TO REMAIN.
- 3. EXISTING SPRINKLER MAIN TO REMAIN.
- 4. EXISTING FIRE EXTINGUISHER TO REMAIN.

0	ISSUED FOR CONSTRUCTION	JH	16/01/20
NO.	Description	BY	DDMMYY



770 Bradford Street  
Winnipeg, Canada  
T 204 775 0291  
SMSeng.com  
**SMS ENGINEERING**

Project Title  
**CITY OF WINNIPEG FORT ROUGE  
TRANSIT BASE - STORAGE  
TRACK 25-36 - MECHANICAL  
UPGRADE**  
WINNIPEG MANITOBA

Drawing Title  
**MAIN FLOOR PLAN -  
TRACK 25-36 -  
FIRE PROTECTION -  
DEMOLITION**

Drawn By IE	Checked By XZ	Approved By JH
Scale AS NOTED	Date JANUARY, 2020	Project No. 19-332-02
Revision Number 0	Drawing Number M1.3	Sheet Order 3 OF 14