

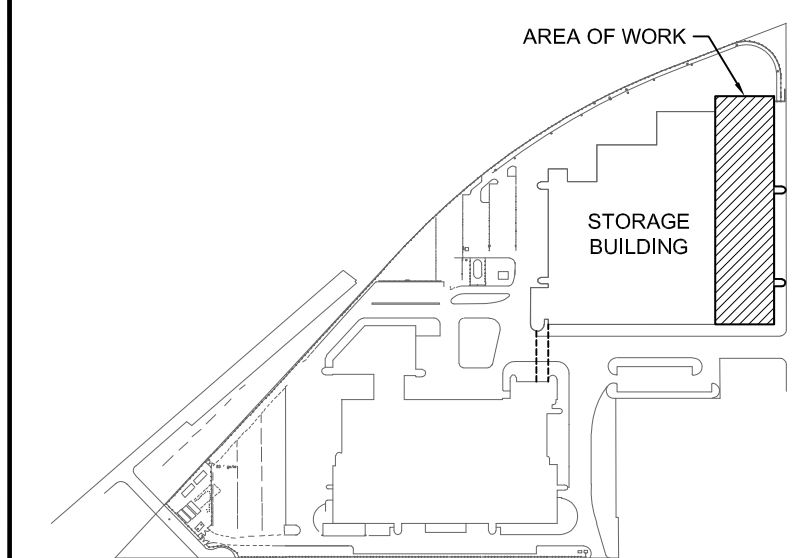


1 MAIN FLOOR PLAN - TRACK 25-36 - ELECTRICAL - DEMOLITION (GRID LINES A-P)  
E1.1 SCALE: 1/16" = 1'-0"



2 MAIN FLOOR - TRACK 25-36 - ELECTRICAL - DEMOLITION (GRID LINES P-AA)  
E1.1 SCALE: 1/16" = 1'-0"



**GENERAL NOTES**

- A. ELECTRICAL SUBCONTRACTOR TO VISIT SITE DURING BID AND VERIFY ALL EXISTING SERVICES ON SITE PRIOR TO SUBMITTING BID. REPORT ANY DISCREPANCIES TO CONTRACT ADMINISTRATOR DURING BID PERIOD.
- B. FOR ALL EXISTING ELECTRICAL DEVICES, EQUIPMENT, ETC. THAT ARE TO BE REMOVED, REMOVE EXISTING CONDUIT, WIRING, CONTROL PANEL, MOTOR STARTER, ETC. BACK TO SOURCE UNLESS OTHERWISE NOTED. TURN BREAKER OFF. MARK AS SPARE. UPDATE PANEL DIRECTORY AND LABELING. FOR CONDUITS EMBEDDED IN FLOOR SLAB, REMOVE WIRING, CUT CONDUIT AT FLOOR LEVEL AND SEAL CONDUIT.
- C. EXISTING EQUIPMENT TO BE OFFERED TO THE CITY UPON REMOVAL. DISPOSE OF EQUIPMENT UPON THE CITY'S REQUEST.
- D. COORDINATE WITH THE CITY PRIOR TO SHUT-DOWN OR REMOVAL OF EQUIPMENT.
- E. ALL ABANDONED EQUIPMENT AND SERVICES WITHIN AREA OF WORK SHALL BE REMOVED.
- F. THIS BUILDING MAY CONTAIN ASBESTOS. REFER TO FRONT END SPECIFICATIONS FOR FURTHER INFORMATION.
- G. FIRE STOP ALL PENETRATIONS LEFT BY DEMOLITION OF CABLE/CONDUITS.
- H. ELECTRICAL SUBCONTRACTOR TO VERIFY ALL EXISTING CIRCUITING ON SITE PRIOR TO DISCONNECTION OF LOADS.

**DEMOLITION KEY NOTES**

- 1. EXISTING MAKE-UP AIR UNIT AND CONTROLLER TO BE REMOVED BY MECHANICAL. REMOVE ALL ASSOCIATED WIRING, CONDUIT, ETC. BACK TO SOURCE.
- 2. FED FROM CDP-NN.
- 3. FED FROM CDP-QQ.
- 4. DISCONNECT EXISTING INFRA RED HEATER TO BE DEMOLISHED BY MECHANICAL. REMOVE WIRE, CONDUIT, ETC. BACK TO SOURCE.

0	ISSUED FOR CONSTRUCTION	VEK	16/01/20
NO.	Description	BY	DDMMYY

**ENGINEERS  
GEOSCIENTISTS  
MANITOBA**  
Certificate of Authorization  
**SMS Engineering Ltd.**  
No. 166



770 Bradford Street  
Winnipeg, Canada  
T 204 775 0291  
SMSeng.com

Project Title  
**CITY OF WINNIPEG FORT ROUGE  
TRANSIT BASE - STORAGE  
TRACK 25-36 - MECHANICAL  
UPGRADE**  
WINNIPEG MANITOBA

Drawing Title  
**MAIN FLOOR PLAN -  
TRACK 25-36 - ELECTRICAL -  
DEMOLITION**

Drawn By WPD	Checked By RD	Approved By VEK
Scale AS NOTED	Date JANUARY, 2020	Project No. 19-332-02
Revision Number 0	Drawing Number E1.1	Sheet Order 1 OF 6

FILE NAME AND PATH: C:\PROJETS\2019\19-332-FortRouge-Track25-36-Mechanical-Upgrade\03-Civil-Rev03.dwg; E:\11010302\_E1-1\_CAD\_L1.dwg; DATE PLOTTED: Monday, October 7, 2019 12:20:27 PM; LAST SAVED BY: wpd