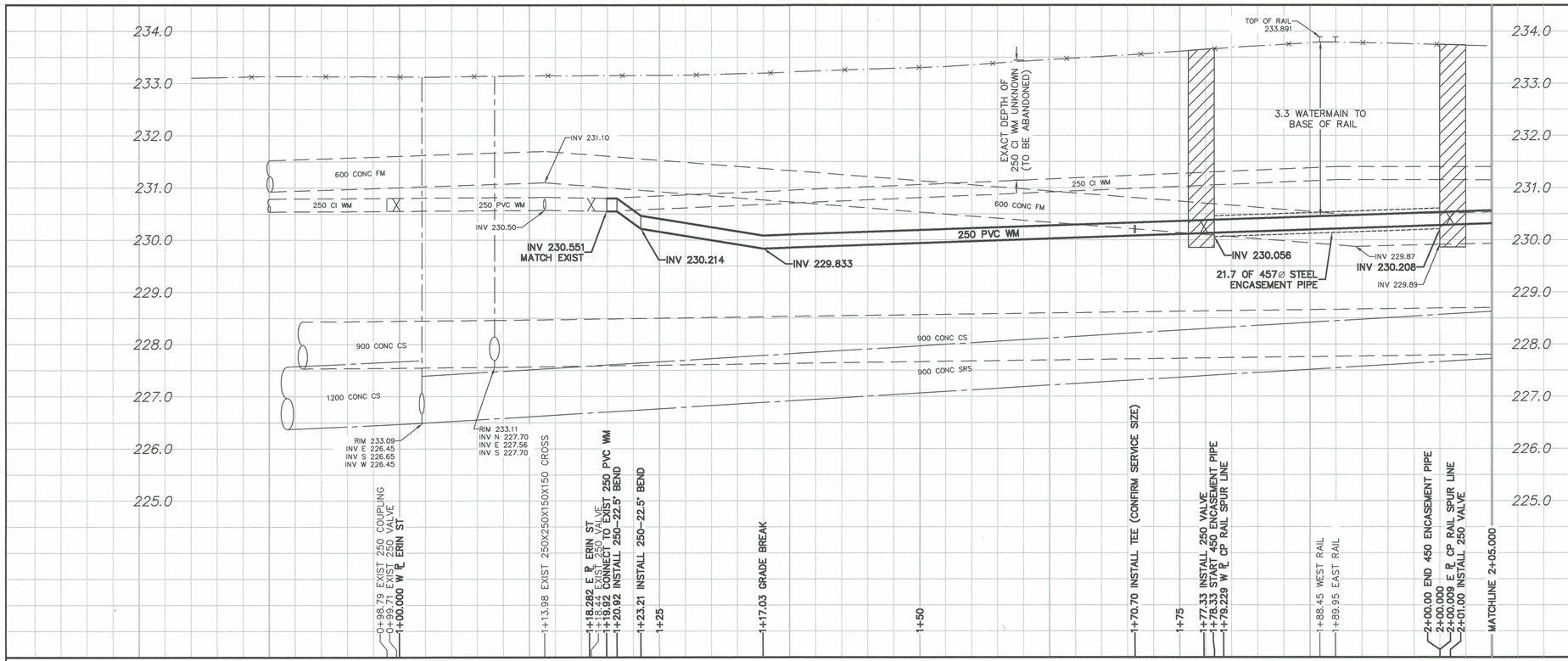

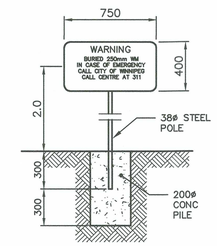

DETAIL "A"
WARNING SIGN DETAIL
N.T.S.

WATER CARRIER PIPE INFORMATION

DIAMETER – 250mm (282mm O.D.)
MATERIAL – PVC
WALL THICKNESS – 15.6mm
PIPE CLASS – AWWA C900 DR18
SURGE PRESSURE – 300 PSI (2.0MPa)
OPERATING PRESSURE – 60 PSI (0.4 MPa)
TEST PRESSURE – 150 PSI (1.0 MPa)
INSTALLATION METHOD
- AUGER BORE WITH PIPE JACKING
- ENCASEMENT PIPE TO BE WITHIN 150mm OF AUGER END

ENCASEMENT PIPE INFORMATION

DIAMETER – 457mm
MATERIAL – STEEL – ASTM A53
WALL THICKNESS – 9.53mm MIN.
YIELD STRENGTH – 241 MPa
LENGTH – 20.8m
JOINT – WELDED

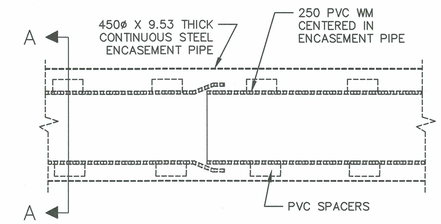

ENCASEMENT DETAIL
N.T.S.

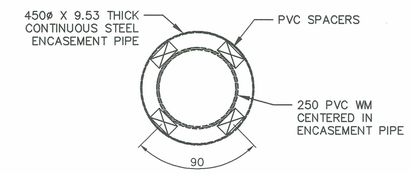

SECTION A–A
N.T.S.

NOTE: CHAINAGES SHOWN ARE ALONG S ℄ OF SARGENT AVENUE

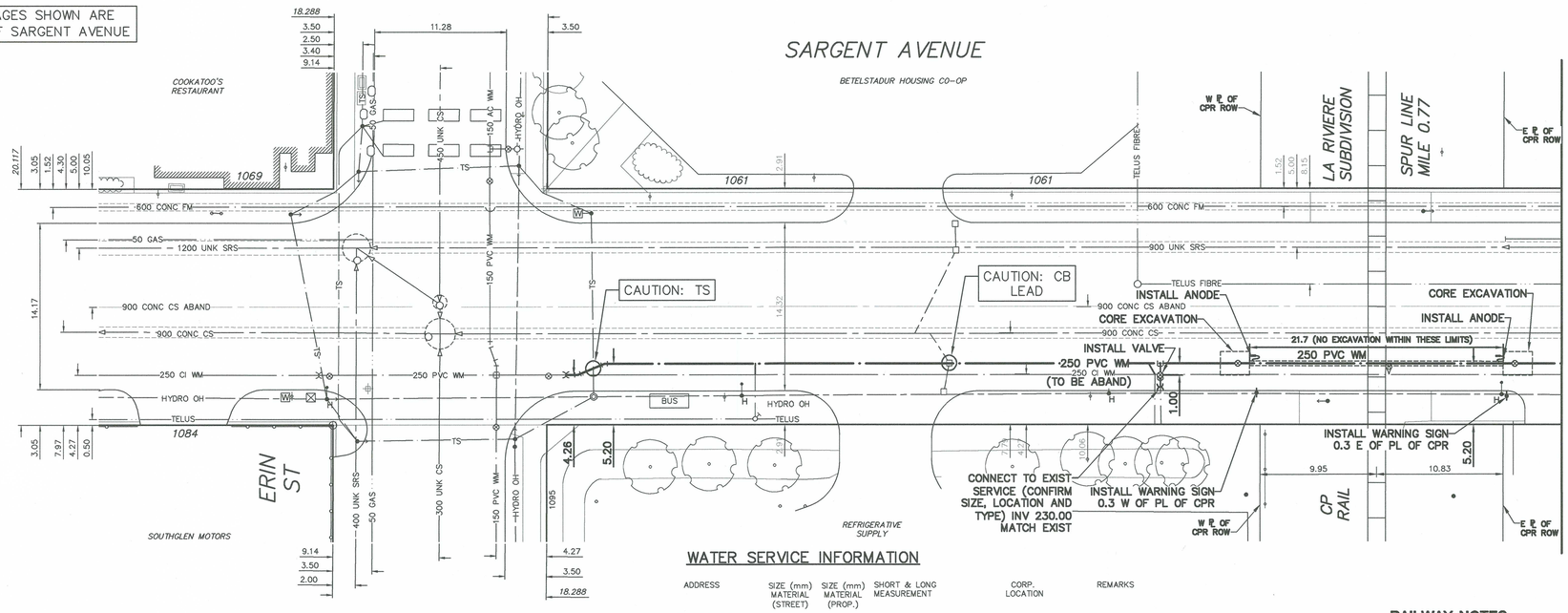

CONSTRUCTION NOTES

1. EXPOSE EXISTING WATER MAIN & CONFIRM INVERTS PRIOR TO CONSTRUCTION.
2. LOCATION OF ALL SERVICES TO BE CONFIRMED IN THE FIELD.
3. INSTALL WATER MAIN BY TRENCHLESS METHODS.
4. TRENCHES AND EXCAVATIONS WITHIN 1 METRE OF A PAVED AREA INCLUDING SIDEWALKS ARE CLASS 3 BACKFILL.
5. ALL MATERIALS TO CONFORM TO THE CITY OF WINNIPEG STANDARD CONSTRUCTION SPECIFICATIONS.
6. MINIMUM COVER TO TOP OF WATER MAIN SHALL BE 2.4 m.
7. REPLACE ALL EXISTING LEAD SERVICES FROM PROPOSED WATER MAIN TO ℄.
8. NOTIFY ALL AFFECTED RESIDENTS AND BUSINESSES 24 HOURS IN ADVANCE OF ANY WATER SHUTDOWNS OR DISRUPTION OF SERVICE.
9. A GEOTECHNICAL ENGINEER HAS REVIEWED THE PROPOSED INSTALLATION WORK AND HAS PROVIDED CONSTRUCTION RECOMMENDATIONS THAT THE CONTRACTOR SHALL IMPLEMENT AS PER THE GEOTECHNICAL REPORT. THE GEOTECHNICAL ENGINEER WILL BE ONSITE DURING THE INSTALLATION.
10. THE INSTALLATION AND MAINTENANCE TO BE IN ACCORDANCE WITH TC E10, AND THE LATEST EDITION OF THE APPLICABLE CSA STANDARD Z-662.

CONSTRUCTION MONITORING PLAN

MONITORING TO BE COMPLETED BY TREK GEOTECHNICAL.
SEE ADDENDUM 1 FOR GEOTECHNICAL REPORT.

WATER SERVICE INFORMATION

ADDRESS	SIZE (mm) MATERIAL (STREET)	SIZE (mm) MATERIAL (PROP.)	SHORT & LONG MEASUREMENT	CORP. LOCATION	REMARKS
1061 SARGENT AV	-	-	-	-	SERVICED OFF ERIN ST
COMMERCIAL	-	-	-	-	OUTSIDE RENEWAL LIMITS
1095 ERIN ST	25	25	-	-	RECONNECT SERVICE
COMMERCIAL	CU	CU	-	-	DOMESTIC SERVICE
1095 ERIN ST	-	-	-	-	RECONNECT SERVICE
COMMERCIAL	-	-	-	-	FIRE SERVICE

* SERVICES TO BE RENEWED TO ℄. ALL OTHERS TO BE RECONNECTED

RAILWAY NOTES

1. RAILWAY CROSSING WILL BE CONSTRUCTED, MAINTAINED AND OPERATED IN ACCORDANCE TO TRANSPORT CANADA E-10 (STANDARDS RESPECTING PIPELINE CROSSINGS UNDER RAILWAYS).
2. EXCAVATIONS SHALL NOT BE CLOSER TO THE RAIL TRACKS THAN NOTED ON THE DRAWING. DISTANCES MEET CP GUIDELINES.
3. NO RAILWAY CROSSING CONSTRUCTION SHALL BE PERMITTED UNTIL THE CONTRACTOR IS IN RECIEPT OF APPROVAL FROM CP.

FOR INDEX SEE D-15619

NOTE: ALL VALVES TO BE INSTALLED COUNTERCLOCKWISE TO CLOSE

METRIC
WHOLE NUMBERS INDICATE MILLIMETRES
DECIMALIZED NUMBERS INDICATE METRES
HORRIZONTAL 0.0 5.0 10.0 15.0 20.0 25.0
VERTICAL 0.0 1.0 2.0 3.0 4.0 5.0

ENGINEERS GEOSCIENTISTS MANITOBA
Certificate of Authorization
MORRISON HERSHFIELD
No. 1736

WARNING

IF POWER EQUIPMENT OR EXPLOSIVES ARE TO BE USED FOR EXCAVATION ON THIS PROJECT THE CONTRACTOR MUST:

1) NOTIFY THE GAS COMPANY OF THE PROPOSED LOCATION OF EXCAVATION.

2) TAKE PRECAUTION TO AVOID DAMAGE TO GAS COMPANY INSTALLATIONS.

SEE PROVINCIAL REGULATION 210/72 FOR DETAILS

LOCATION APPROVED
UNDERGROUND STRUCTURES

SUPV. U/G STRUCTURES COMMITTEE — DATE

NOTE:

LOCATION OF UNDERGROUND STRUCTURES AS SHOWN ARE BASED ON THE BEST INFORMATION AVAILABLE BUT NO GUARANTEE IS GIVEN THAT ALL EXISTING UTILITIES ARE SHOWN OR THAT THE GIVEN LOCATIONS ARE EXACT. CONFIRMATION OF EXISTENCE AND EXACT LOCATION OF ALL SERVICES MUST BE OBTAINED FROM THE INDIVIDUAL UTILITIES BEFORE PROCEEDING WITH CONSTRUCTION.

B.M. 36-061
ELEV. 233.359 m
N.W. Cor. Sargent Ave. & Garfield St. N., Tblt. in S. Conc. foundation of Sargent Ave. Mennonite Church, 0.5 m W. & 1.7 m below brick of S.E. Cor. of Bldg.

NO.	REVISIONS	DATE	BY
1	ISSUED FOR ADDENDUM 1 – REVISED NOTES & RELOCATED WEST CORE EXCAVATION	2020 03 03	RJK

MORRISON HERSHFIELD

DESIGNED BY	JKH	CHECKED BY	HAK
DRAWN BY	DML	APPROVED BY	HAK
SCALE: HORIZONTAL	1:250	RELEASED FOR CONSTRUCTION	KAS ZUREK
VERTICAL	1:50		
DATE	2019 12 20	DATE	2020 01 29

ENGINEER'S SEAL
ORIGINAL SIGNED BY H.A. KATZ 2020 01 29

CONSULTANT DRAWING NUMBER

Winnipeg
THE CITY OF WINNIPEG
WATER AND WASTE DEPARTMENT
ENGINEERING DIVISION

2020 WATER MAIN RENEWAL – CONTRACT 7
SARGENT AVENUE – ERIN ST TO LIPTON ST
SARGENT AVENUE
ERIN STREET TO
56 W OF WALL STREET

SHEET 19 OF 26
CITY DRAWING NUMBER
D-15620

PLOT DATE: 2020/3/3 3:36:33 PM
TENDER: 10-2020
CONTRACT NUMBER: 7
FILE PATH:P:\2019\190553900-2020 Water Main Renewal Sargent Ave\09. CAD\07 Sheets
FILE NAME:1905539-Sargent-PP-01.dwg