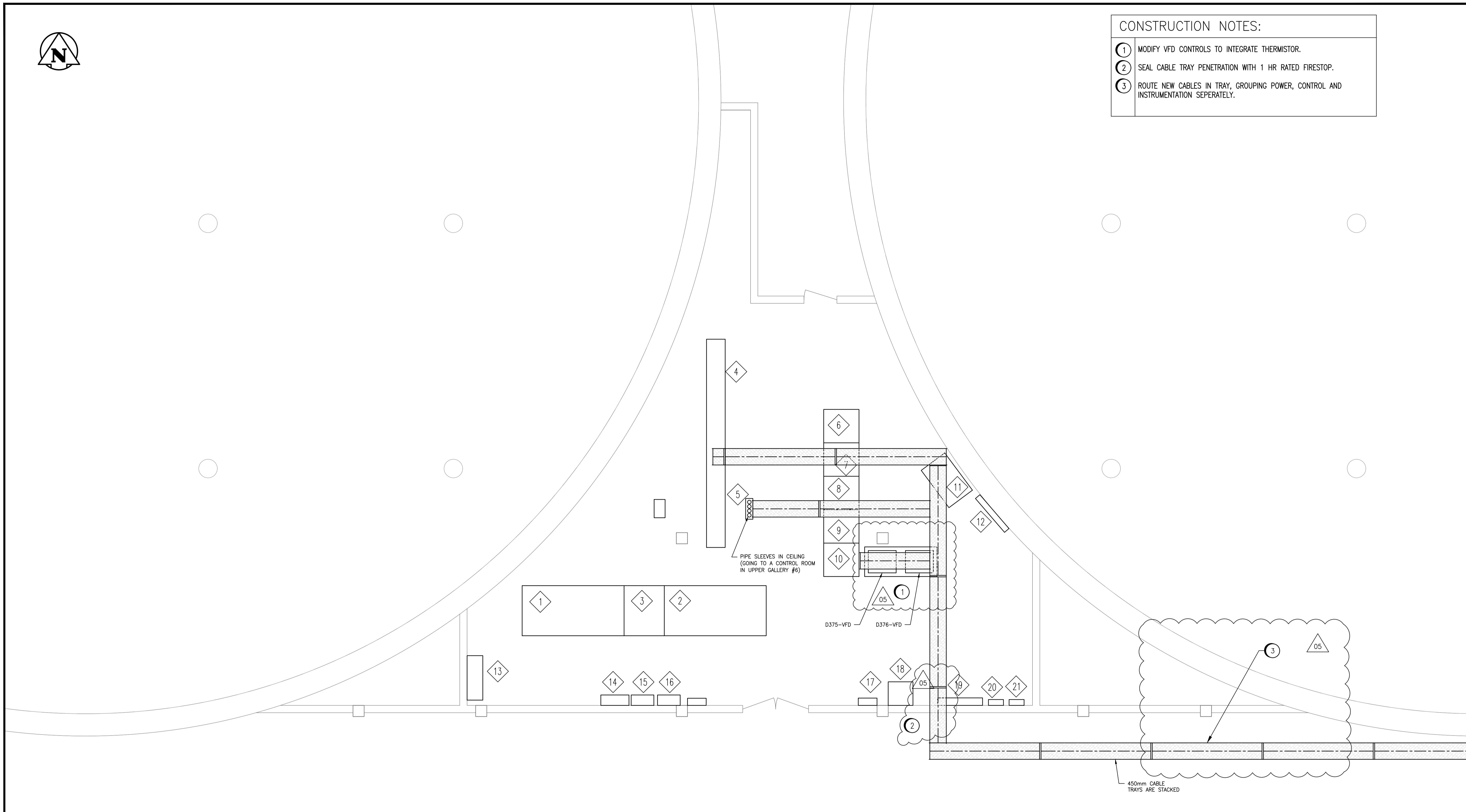



CONSTRUCTION NOTES:	
1	MODIFY VFD CONTROLS TO INTEGRATE THERMISTOR.
2	SEAL CABLE TRAY PENETRATION WITH 1 HR RATED FIRESTOP.
3	ROUTE NEW CABLES IN TRAY, GROUPING POWER, CONTROL AND INSTRUMENTATION SEPERATELY.



- 1 TRANSFORMER T21, 4160/600/347 500kVA DELTA-WYE
- 2 TRANSFORMER T20, 4160/600/347 500kVA DELTA-WYE
- 3 T20/T21 SWITCHGEAR SECTION
- 4 MCC-4D
- 5 MCC-3D
- 6 SWITCHGEAR - LBT-20
- 7 SWITCHGEAR - LB-18A
- 8 SWITCHGEAR LB18-A/LB19-A
- 9 SWITCHGEAR - LB19-A
- 10 SWITCHGEAR - LBT-21

**EQUIPMENT LEGEND**

- 11 15kVA LIEBERT UPS
- 12 UPS DISCONNECT AND BYPASS
- 13 STORAGE CABINET
- 14 HEAT EXCHANGER PUMP CONTROL PANEL
- 15 D313-10P7 CONTROL PANEL
- 16 D309-2DP6 CONTROL PANEL
- 17 ELECTRICAL PANEL "M"
- 18 TRANSFORMER 600/208/120 KVA
- 19 400A SPLITTER - FEEDS PANEL "L" AND PANEL "K"
- 20 ELECTRICAL PANEL "L"

  
**ENGINEERS  
GEOSCIENTISTS  
MANITOBA**  
 Certificate of Authorization  
**CENGYS Ltd.**  
 No. 6983


**METRIC**  
 WHOLE NUMBERS INDICATE MILLIMETRES  
 DECIMALIZED NUMBERS INDICATE METRES

**LOCATION APPROVED UNDERGROUND STRUCTURES**

SUPV. U/G STRUCTURES COMMITTEE	DATE


NOTE:  
 LOCATION OF UNDERGROUND STRUCTURES AS SHOWN ARE BASED ON THE BEST INFORMATION AVAILABLE BUT NO GUARANTEE IS GIVEN THAT ALL EXISTING UTILITIES ARE SHOWN OR THAT THE GIVEN LOCATIONS ARE EXACT. CONFIRMATION OF EXISTENCE AND EXACT LOCATION OF ALL SERVICES MUST BE OBTAINED FROM THE INDIVIDUAL UTILITIES BEFORE PROCEEDING WITH CONSTRUCTION.

B.M. ELEV.	NO.	REVISIONS	DATE	BY
	05	ISSUED FOR CONSTRUCTION	2019-08-01	CJR
	04	REVISED TO ASBUILT	17.11.01	K.R.
	02	ISSUED FOR TENDER	12.11.01	D.K.G.
	01	ISSUED FOR 60% REVIEW	12.07.25	D.K.G.

  
**Stantec Consulting Ltd.**  
 905 Waverley Street, Winnipeg, Manitoba  
 Tel 204-489-5900 Fax 204-453-9012

DESIGNED BY: S.A.B./R.G.	CHECKED BY: BSJ
DRAWN BY: D.G.	APPROVED BY: S.K.B.
HOR. SCALE: 1:50	RELEASED FOR CONSTRUCTION:
VERTICAL:	DATE: 2012.10.20

ENGINEER'S SEAL
BID OPPORTUNITY NO. 630-2019

  
**THE CITY OF WINNIPEG**  
 WATER AND WASTE DEPARTMENT  
**NORTH END WATER POLLUTION CONTROL CENTRE**  
 REHABILITATION OF DIGESTER No. 11 AND  
 SLUDGE HOLDING TANK No. 5 AND 7  
**DIGESTER GALLERY 6 WEST ELECTRICAL ROOM LAYOUT**

CITY DRAWING NUMBER	SHEET OF
1-0101D-E0020-001	5 44

REVISION 05	
THE ENGINEER'S DESIGN RESPONSIBILITIES ARE LIMITED TO THE CHANGES INDICATED IN THE CLOUDED WORK	
DESIGNED BY: C. REIMER	CHECKED BY: C. REIMER
DRAWN BY: C. REIMER	APPROVED BY: C. REIMER
DATE: 2019-08-01	