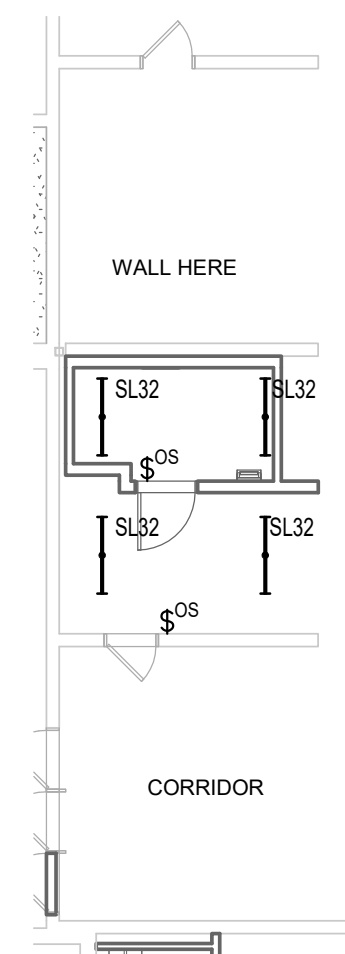
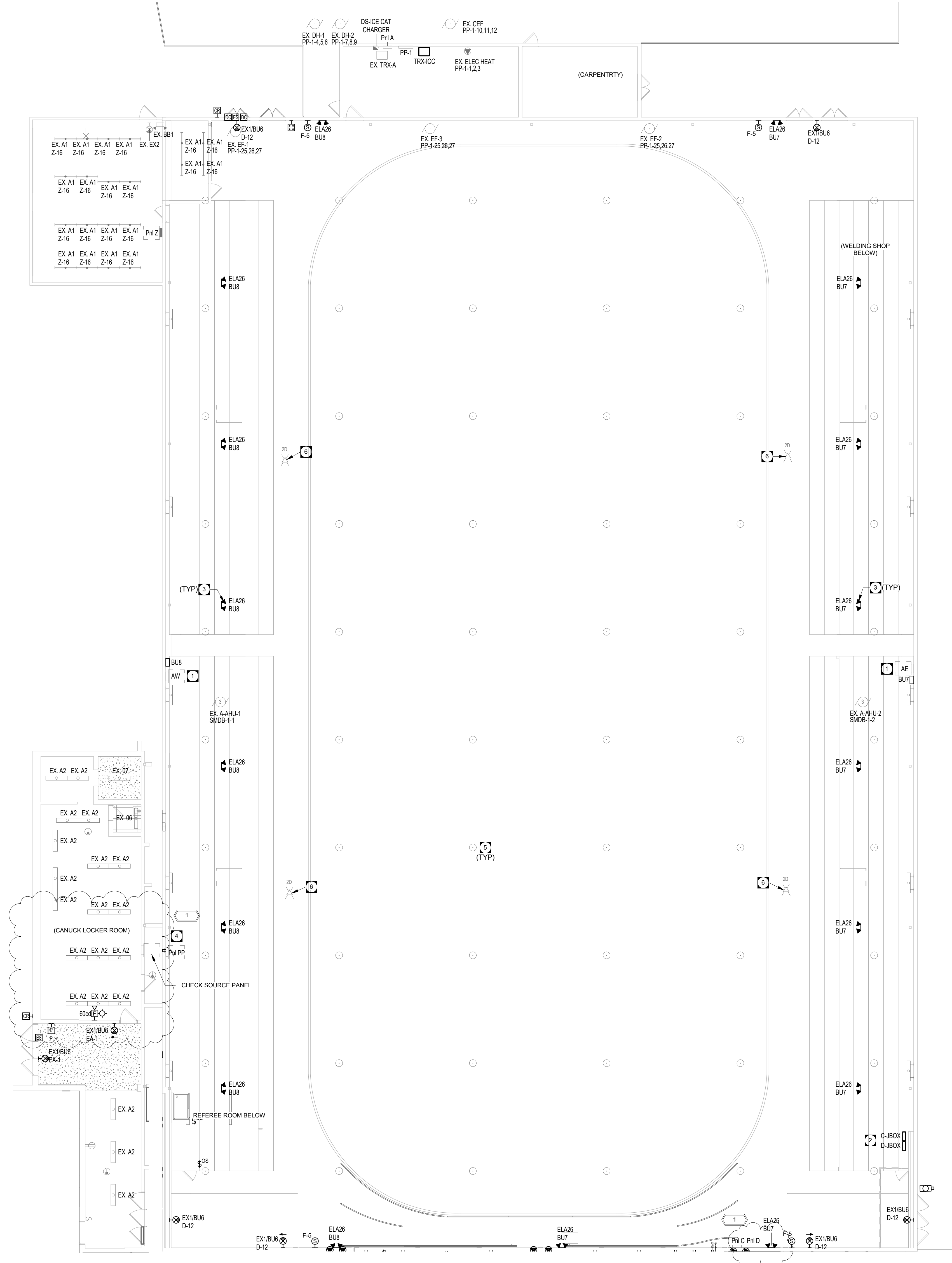


GENERAL NOTES

- COORDINATE LOCATION AND MOUNTING HEIGHT OF ELECTRICAL DEVICES IN CRAWLSPACE WITH ALL DISCIPLINES AND TRADES PRIOR TO INSTALLATION.
- WIRING BELOW 2" (50mm) / 50mm (2") ABOVE FLOOR LEVEL INCLUDING BELOW FLOOR LEVEL (SUMP PITS) SHALL BE EXPLOSION PROOF, UNLESS PROTECTED BY 2" (50mm) / 50mm (2") CONCRETE CURB OR PAD.
- FINAL CONNECTION TO ALL MECHANICAL EQUIPMENT SHALL BE FLEXIBLE. CONFIRM FINAL CIRCUIT BREAKER AND WIRE SIZE WITH MECHANICAL EQUIPMENT SHOP DRAWINGS. ADJUST CIRCUIT BREAKER AND WIRE SIZE AS REQUIRED WITHOUT ADDITIONAL COST TO OWNER.
- HOMERUN ALL NEW VOICE/DATA CATEGORY 6 CABLING BACK TO BASEMENT SYSTEMS CABINET, PROVIDE CONDUITS IN WALLS AND EXPOSED CEILING AREAS, AND J-HOOKS ABOVE T-BAR CEILING AREAS. ALL CATEGORY 6 CABLING SHALL BE FT-6 RATED.
- WIRE ACCESS POINTS (WAP) SHALL BE OWNER FURNISHED AND CONTRACTOR INSTALLED. CONTRACTOR TO PROVIDE 15' FOOT SLACK LOOP ON WAP CABLING AND PROVIDE FEMALE JACKS ON CABLE ENDS.
- HOMERUN ALL PA SPEAKER CABLING TO J-POST SYSTEMS CABINET IN BASEMENT ELECTRICAL ROOM.

KEY NOTES

- EXISTING PANEL ON LOWER LEVEL.
- EXTEND BRANCH CIRCUITS TO PANELS C AND D.
- SEATS EMERGENCY REMOTE HEADS MOUNTED ON THE UNDERSIDE OF TRUSS. PROVIDE SUPPORT SYSTEM.
- CANUCK LOCKER ROOM BRANCH PANEL.
- LIGHTING IN ARENA TO REMAIN.
- EXISTING WIRELESS ACCESS POINTS TO REMAIN.



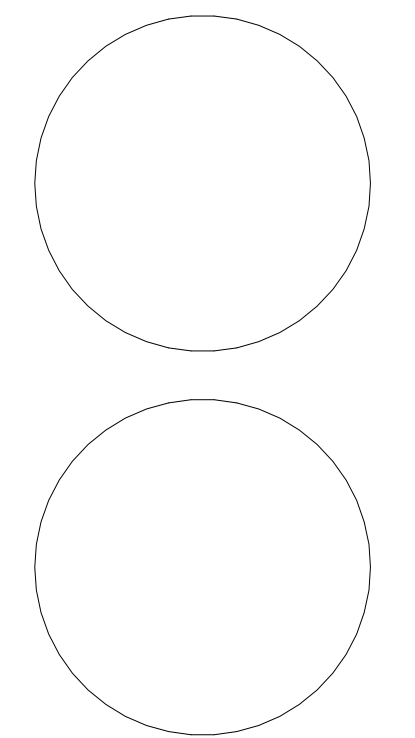
REFEREE ROOM - RENO 2
 1" = 10'-0" EC1.2-R1

ARENA COMBINED ELECTRICAL - RENO 1
 1" = 10'-0" EC1.2-R1



Certificate of Authorization
 Epp Siepmann Engineering Inc.
 No. 4035

This is a print of a document that has been electronically authenticated with technology authorized by the APEGM. The original is in electronic form.



This drawing must not be scaled. The contractors shall verify all dimensions and other data on site prior to commencement of work. Discrepancies, errors, and omissions are to be reported to Public City Architecture Inc. prior to proceeding with the Work.

Drawings and specifications as instruments of service are the property of Public City Architecture Inc., the copyright in the same being reserved. No reproduction or revision to these drawings may be made without the permission of Public City Architecture Inc., and when made, must bear their name. All prints to be returned to Public City Architecture Inc. upon request.

Project
ST. JAMES CIVIC CENTRE

Drawing
ARENA ELECTRICAL PLAN - RENOVATION

Drawn By:	Review By:
JA	MP
Scale:	Tender No:
As indicated	1176-2019
Date:	11/06/19
Sheet:	EC1.2-R1