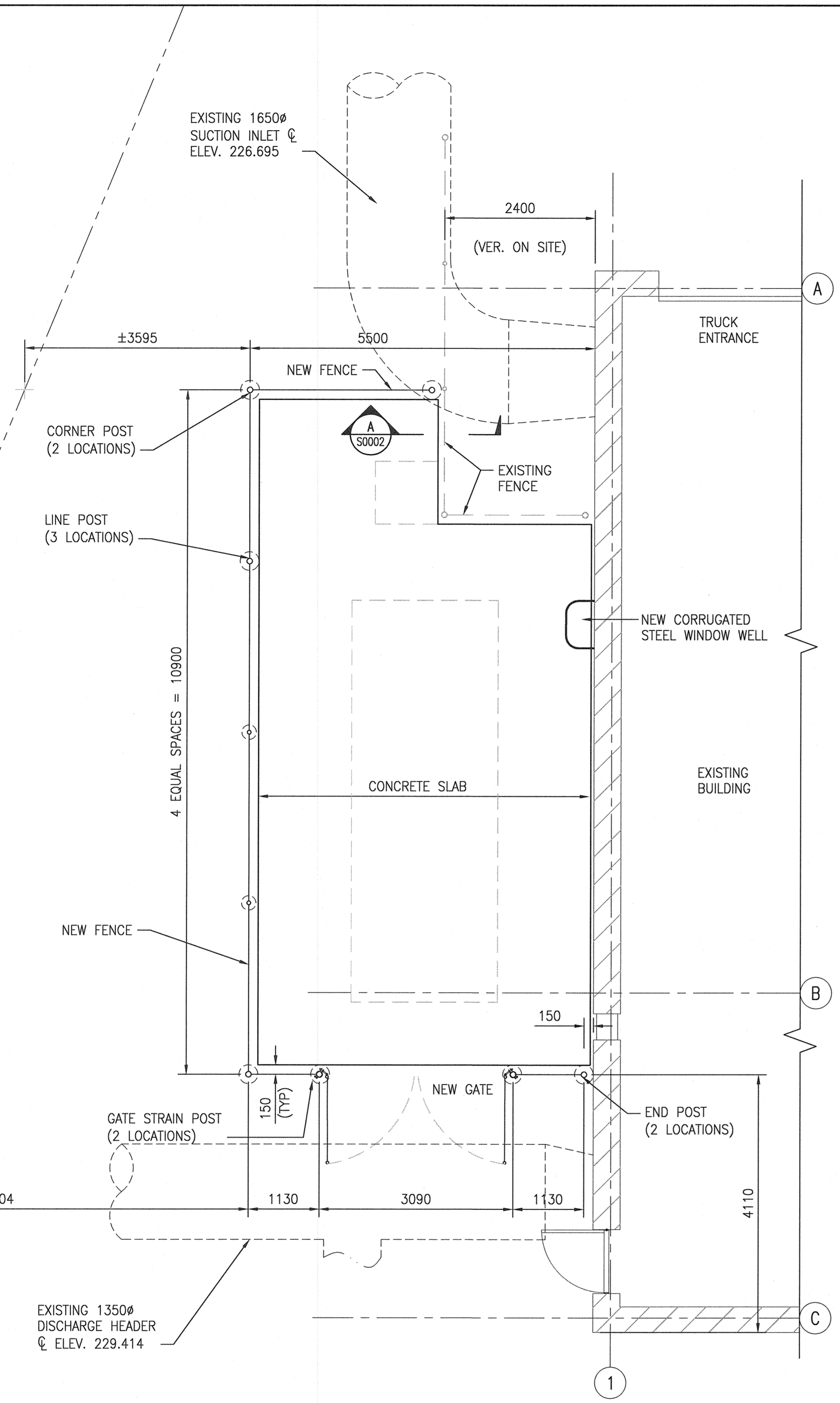
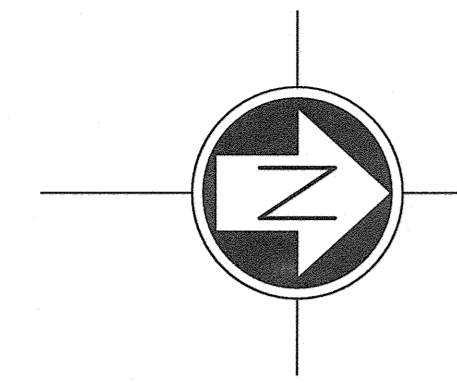


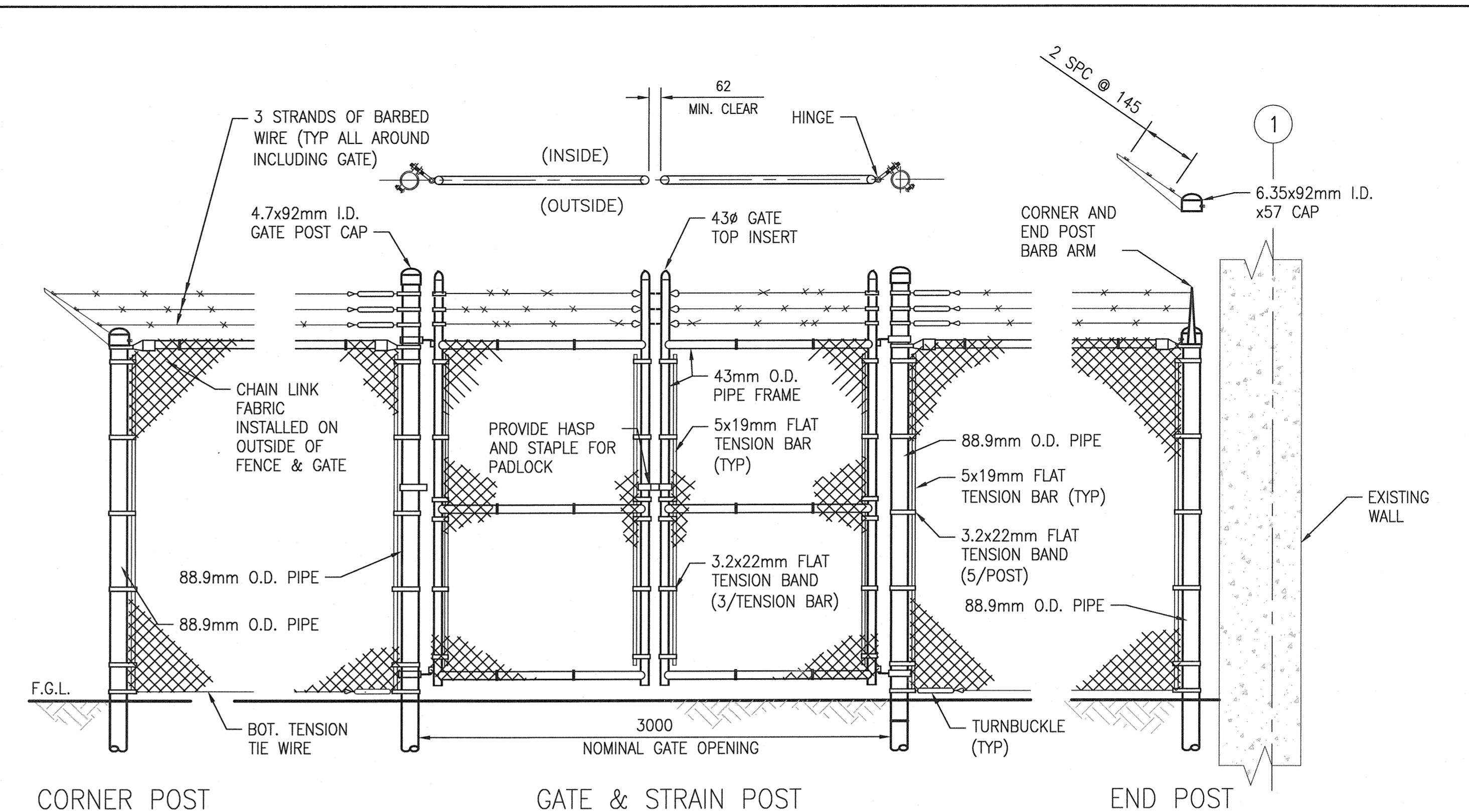
A1 SIZE - 594mm x 841mm

LAST SAVE: 2019/11/04 - B:49mm
 PATH: M:\661472\4ENG\425TR\DD - General DWG\01 McPhillips\1-0640A-S0002-001.dwg

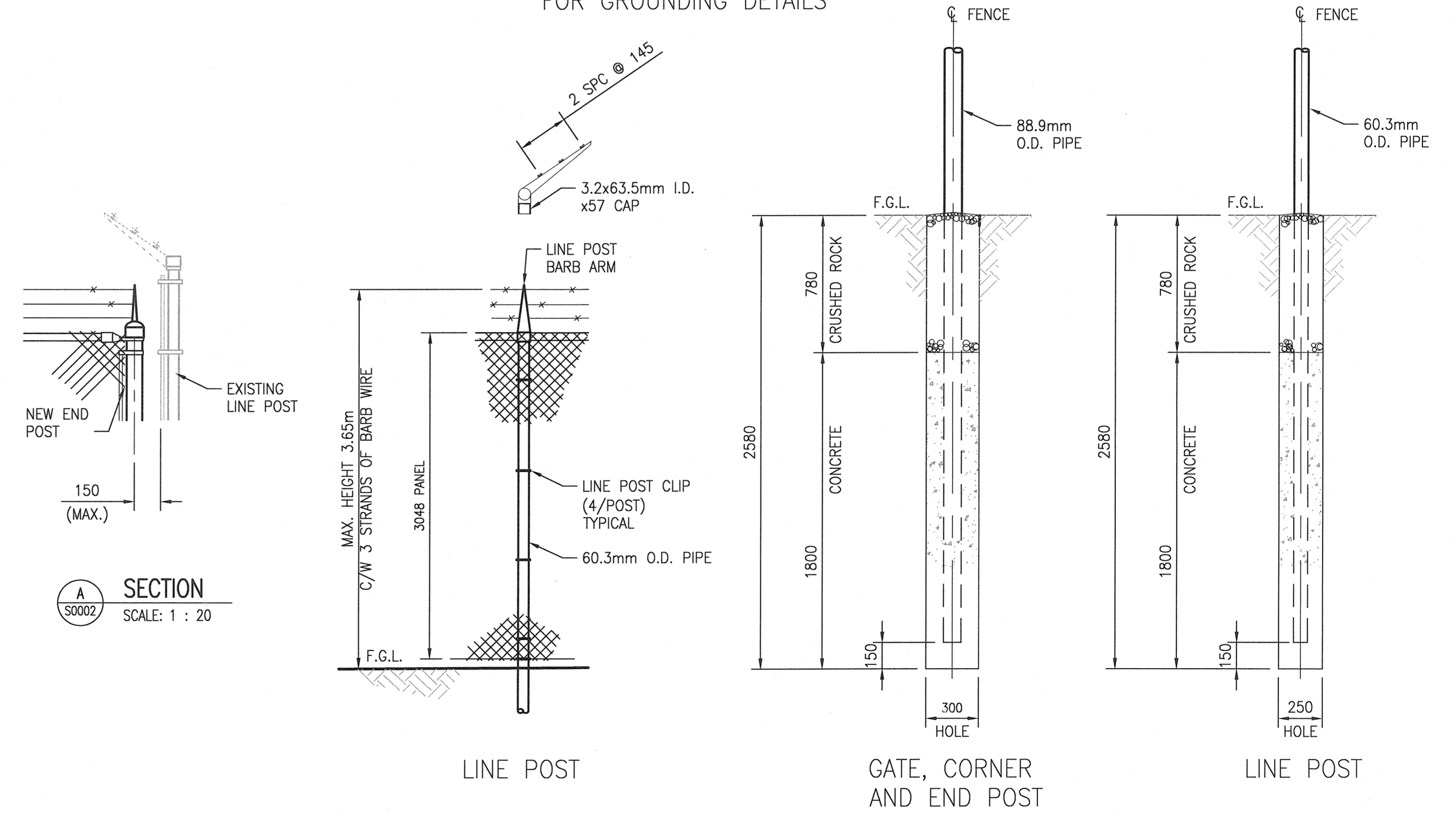


PLAN - FENCING LAYOUT
 SCALE: 1 : 50

- CHAIN LINK METAL FENCE:**
- SUPPLY AND INSTALL METAL FENCING IN ACCORDANCE WITH CITY OF WINNIPEG STANDARD CONSTRUCTION SPECIFICATION CW 3550.
 - MAXIMUM HEIGHT OF FENCE INCLUDING BARB WIRE NOT TO EXCEED 3.65m AS PER THE CONDITIONS OF STATUTORY EASEMENT FILE NO. 2012-1211-02, FINISHED GRADE LEVEL (F.G.L.) ASSUMED TO BE ELEVATION 232.52 OR LESS.
 - REFERENCE ELEVATION FOR TRUCK ENTRANCE SLAB IS 232.52m.



ELEVATION - FENCING
 SCALE: N.T.S.
 SEE DWG. 1-0640A-S0002-002 FOR GROUNDING DETAILS




FOUNDATION DETAILS
 SCALE: 1 : 20

1-640A-S0002-002	CDR-M640 FENCE GROUNDING DETAILS
1-640A-S0001-001	CHLR-M640 EQUIPMENT PAD
1-640A-F0001-001	McPHILLIPS PUMPING STATION SITE PLAN
Q-Mcp-184	PUMP HOUSE MEZZANINE LEVEL PLAN
DRAWING NUMBER	REFERENCE DRAWINGS

00	ISSUED FOR TENDER AND CONSTRUCTION	2019/11/04	TD	TD
NO.	REVISIONS	DATE	DESIGN	CHECK

DESIGNED BY: T. DEGER	CHECKED BY: T. DEGER
DRAWN BY: R. M. DIONISIO	APPROVED BY: D. BECKER
SCALE: AS NOTED	ISSUED FOR CONSTRUCTION BY: A. WEISS
DATE: 2019/06/20	DATE: 2019/11/04
CONSULTANT NO.: 661472-0000-43DD-0001	



MCPHILLIPS PUMPING STATION MAIN PUMPING STATION BUILDING CIVIL CDR-M640 FENCING LAYOUT ELEVATION AND DETAILS			
CITY DRAWING NUMBER	SHEET	REV.	SIZE
1-0640A-S0002	001	00	A1

1-0640A-S0002-001.dwg