

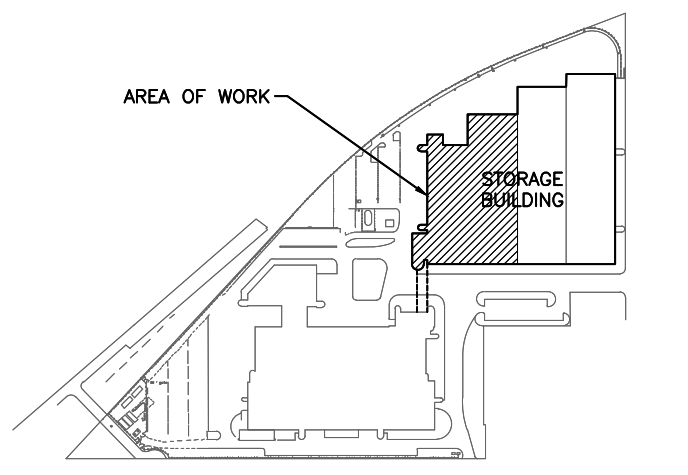
1 MAIN FLOOR PLAN - SERVICE BAY, B-SECTION, TRACK 1-12 - DEMOLITION - PLUMBING  
SCALE: 1/8" = 1'-0"

**GENERAL NOTES**

- A. ALL ABANDONED EQUIPMENT AND SERVICES WITHIN AREA OF WORK SHALL BE REMOVED.
- B. THIS BUILDING MAY CONTAIN ASBESTOS. REFER TO FRONT END SPECIFICATIONS FOR FURTHER INFORMATION.
- C. REFER TO ROOF DETAILS AND SPECIFICATIONS FOR ALL NEW AND CAPPED OPENINGS.



**DEMOLITION KEY NOTES**


- 1. DEMOLISH AND REMOVE NATURAL GAS PIPING AND VENT BACK TO REGULATOR VALVE AS SHOWN. REPAIR AND SEAL PRV VENT ROOF OPENING REFER TO STRUCTURAL AND ROOFING SPECIFICATIONS T.I.S.
- 2. REMOVE EXISTING INFRARED HEATERS AND ASSOCIATED CONTROLLER AND THERMOSTAT.
- 3. EXISTING INFRARED HEATER TO REMAIN.
- 4. REMOVE NATURAL GAS LINE SERVING MUA-14 REFER TO DRAWING M1.1 KEYNOTE 3 FOR CONTINUATION.



KEY PLAN  
RTS

NO.	Description	BY	DATE
0	ISSUED FOR CONSTRUCTION	JH	09/11/18
		DDMMYY	

770 Bradford Street  
 Winnipeg, Canada  
 T 204 775 0351  
 SMS Engineering Ltd.  


Project Title  
**CITY OF WINNIPEG FORT ROUGE TRANSIT BASE - STORAGE TRACK 13-24 - MECHANICAL UPGRADE**

Winnipeg Manitoba  
 Drawing Title  
**MAIN FLOOR - SERVICE BAY, B-SECTION, TRACK 1-12 - DEMOLITION - PLUMBING**

Drawn By	Checked By	Approved By
JC/AS	XZ	JH
Scale	Date	Project No.
AS NOTED	NOVEMBER, 2018	18-240-01
Revision Number	Drawing Number	Sheet Order
0	M1.2	2 OF 12