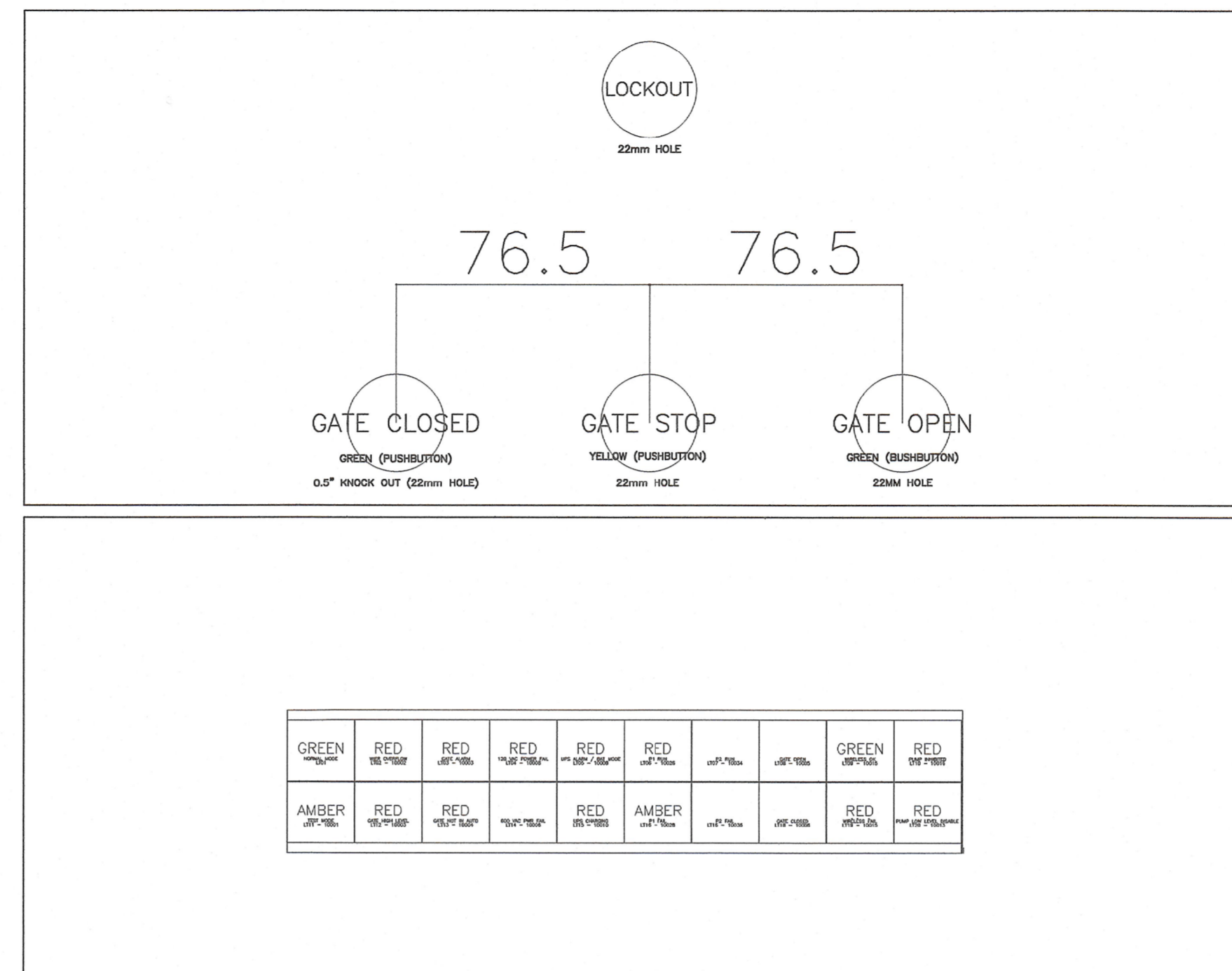



ALARM DISPLAY & SWITCH/BUTTON QUICK REFERENCE




GREEN NORMAL MODE LT01	RED WTR OVERFLOW LT02 - 10002	RED SLICE GATE ALARM LT03 - 10014	RED 120 VAC POWER FAIL LT04 - 10008	RED UPS ALARM / BATT MODE LT05 - 10009	GREEN P1 RUN LT06 - 10026	P2 RUN LT07 - 10034	GATE OPEN LT08 - 10005	RED WIRELESS FAIL LT09 - 10015	RED PUMP AUTO INHIBITED LT10 - 10018
AMBER TEST MODE LT11 - 10001	RED GATE HIGH LEVEL LT12 - 10003	RED GATE NOT IN REMOTE LT13 - 10004	600 VAC PWR FAIL LT14 - 10006	AMBER UPS CHARGING LT15 - 10010	RED P1 FAIL LT16 - 10028	P2 FAIL LT18 - 10036	GATE CLOSED LT18 - 10006	LT19 -	RED PUMP LOW LEVEL DISABLE LT20 - 10013

DOOR ALARM DISPLAY LIGHT



G.B.M. ELEV.	wsp		WSP Canada Group Limited 93 Lombard Avenue, Suite 111 Winnipeg MB R3B 3B1 T+1 204-943-3178 F+1 204-943-4648 www.wsp.com	
DESIGNED BY	AE	CHECKED BY	ES	
DRAWN BY	AE	APPROVED BY	ES	
3 ISSUED FOR TENDER	14/09/18	ES	Signed by KZ September 14, 2018	
2 ISSUED FOR REVIEW	15/08/18	ES	RELEASED FOR CONSTRUCTION	
1 ISSUED FOR REVIEW	12/12/16	HP	VERTICAL AS NOTED	
NO. REVISIONS	DATE	BY	DATE	DATE



THE CITY OF WINNIPEG
WATER AND WASTE DEPARTMENT

Winnipeg

OUTFALL GATE CHAMBER UPGRADES
AUBREY STREET
SRS OUTFALL GATE CHAMBER

RTU-01 PANEL DOOR,
ALARM DISPLAY LIGHT

CONSULTANT DRAWING NUMBER: 5516047 - 115

SHEET OF: 30 OF 33

CITY DRAWING NUMBER: LD-8042

CONTRACTOR: 865-2018

PLOT DATE: 10/09/2018

NOTE: These design documents are prepared solely for the use by the party with whom the design professional has entered into a contract and there are no representations of any kind made by the design professional to any party with whom the design professional has not entered into a contract.

S:\15_2018 - 2017 - 00 naby & aubrey st. outfall upgrades (r.m.)\03 - shop\02 working design\08 ELEC\AUBREY\sheet\15page 19.dwg - tab015