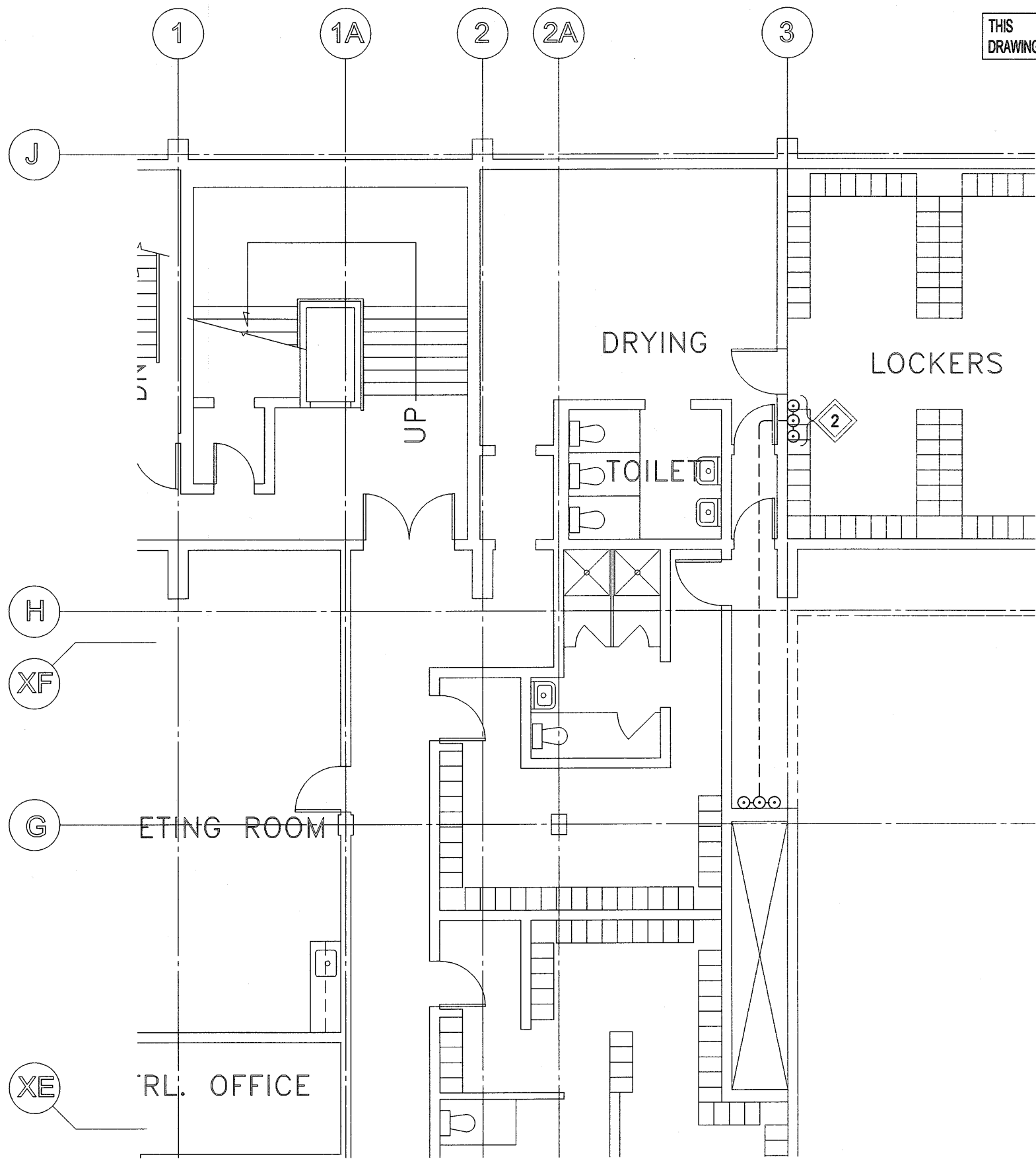
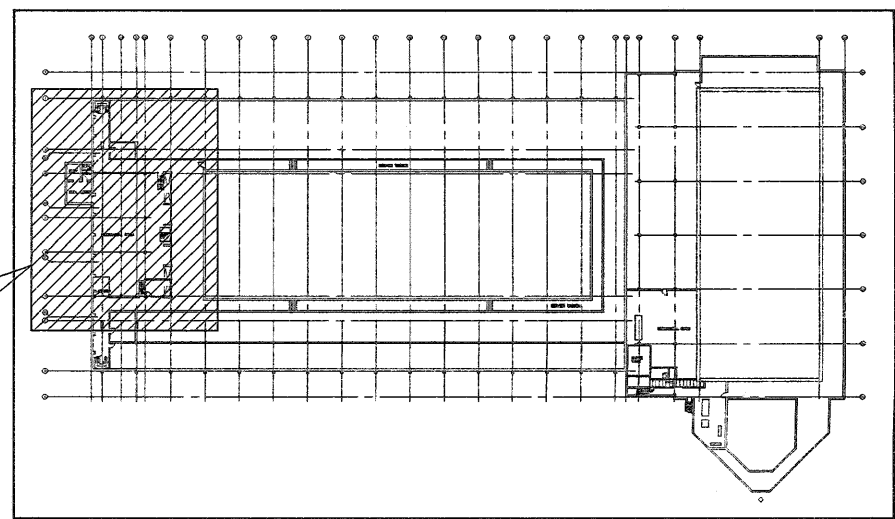


PARTIAL BASEMENT FLOOR PLAN
SCALE 1:100



PARTIAL MAIN FLOOR PLAN
SCALE 1:100



KEY PLAN
SCALE: N.T.S.

NOTES:

THESE DRAWINGS SHALL NOT BE SCALED.

THE CONTRACTOR SHALL VISIT THE SITE AND SATISFY ONESELF ALL DIMENSIONS, DATUM, AND DETAILED INFORMATION SHOWN ARE CORRECT.

THE CONTRACTOR IS TO REVIEW AND COORDINATE ALL ARCHITECTURAL, MECHANICAL, ELECTRICAL AND STRUCTURAL DRAWINGS FOR ADDITIONAL OPENINGS THROUGH FLOORS, WALLS, AND CEILINGS FOR DUCT, PIPE & ELECTRICAL RISERS AND ALL OPENINGS NOT SHOWN ON DRAWINGS.

ALL OPENINGS THROUGH THE FIRE SEPARATIONS AS A RESULT OF THE WORK OF THIS CONTRACT ARE TO BE FIRE STOPPED AND SEALED WITH ULC APPROVED FIRE STOPPING TO MAINTAIN THE INTEGRITY OF THE FIRE SEPARATION, AND PROVIDE AND SMOKE-TIGHT BARRIER.

ALL PRODUCTS AND MATERIALS TO BE USED AND INSTALLED SHALL CONFORM WITH MANUFACTURER'S SPECIFICATIONS & APPLICABLE CODES.

THE CONTRACTOR SHALL BE RESPONSIBLE TO PATCH AND MAKE GOOD ALL EXISTING CONSTRUCTION AFFECTED BY THE REMOVAL OF ALL ITEMS FORMING THE PART OF THE RENOVATION WORK.

WHERE NEW FLOORING AND BASE IS TO BE INSTALLED IN EXISTING AREAS (REFER TO FLOOR PLAN AND ROOM SCHEDULE) THE EXISTING FLOORING SURFACE AND BASE MUST BE REMOVED, UNLESS OTHERWISE NOTED. ALL FLOOR SURFACES SHALL BE PREPARED IN ACCORDANCE TO MANUFACTURER'S RECOMMENDATIONS FOR INSTALLATION OF NEW FLOOR.

WHERE PAINTING OF EXISTING WALLS IS INDICATED ON THE ROOM SCHEDULE, THESE WALLS MUST BE CLEANED OF ANY EXISTING WALL COVERING, PATCHED & PREPARED TO ACCEPT NEW MATERIAL, UNLESS OTHERWISE NOTED.

- GENERAL NOTES:**
- CONDUIT ROUTES SHOWN ARE DIAGRAMMATICAL ONLY.
 - ALL CONDUITS LOCATED ON AND ABOVE THE MAIN FLOOR SHALL BE HOT DIPPED GALVANIZED AND WATER TIGHT.
 - ALL NEW FLOOR PENETRATIONS SHALL BE FIRE SEALED.

- KEYNOTES:**
- PROVIDE NEW MCC BUCKETS CW MCP, OVERLOADS, CONTACTORS, HOA, PILOT LIGHTS AND DISCONNECT SWITCH FOR NEW MECHANICAL EQUIPMENT SHOWN ON THE SINGLE LINE DIAGRAM.
 - RUN CONDUITS UP BESIDE THE SEALED MECHANICAL CHASE AS SHOWN, THEN EXTEND CONDUIT OVER TO THE MAIN LOCKER ROOM AND UP INTO THE MECHANICAL CHASE ABOVE COMPLETE WITH FIRE STOPPING FOR THE NEW POWER AND LIGHTING CIRCUITS.

No.	REVISION/DESCRIPTION	BY	DATE
0	ISSUED FOR TENDER	CLS	18.08.21



DRAWN	CHECKED	DESIGNED	APPROVED
DATE 2018/08/18	USER APPROVAL		

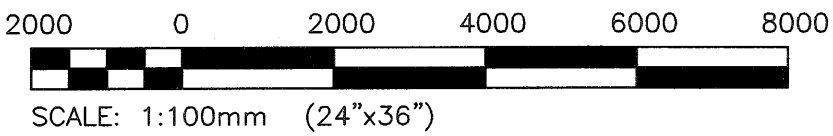
THE CITY OF WINNIPEG
PLANNING, PROPERTY AND
DEVELOPMENT DEPARTMENT
MUNICIPAL ACCOMMODATIONS DIVISION
3-65 GARRY STREET, R3C 4K4

PROJECT
BOILER ROOM
COMBUSTION AIR UPGRADE
AT PAN AM POOL
25 POSEIDON BAY

SHEET TITLE
ELECTRICAL
BASEMENT AND MAIN FLOOR PLAN

SCALE	PROJECT No:	SHEET No:
AS SHOWN	18-0107-006	E05

DRAWING SHEET SIZE: A1 (841mm x 594mm) PLOT 1:1



ENGINEERS
GEOSCIENTISTS
MANITOBA
Certificate of Authorization
KGS Group
No. 245

KGS
GROUP
CONSULTING
ENGINEERS