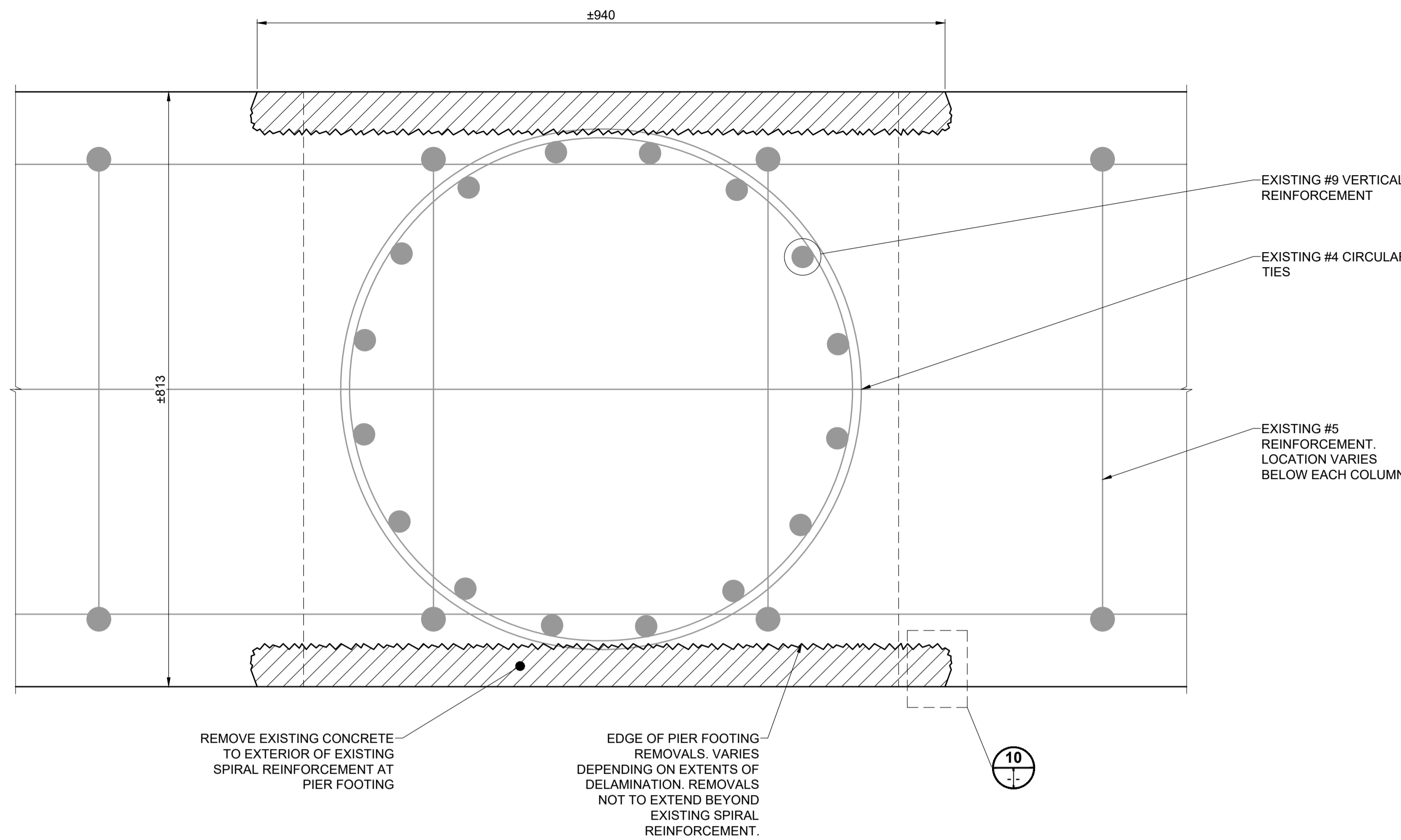
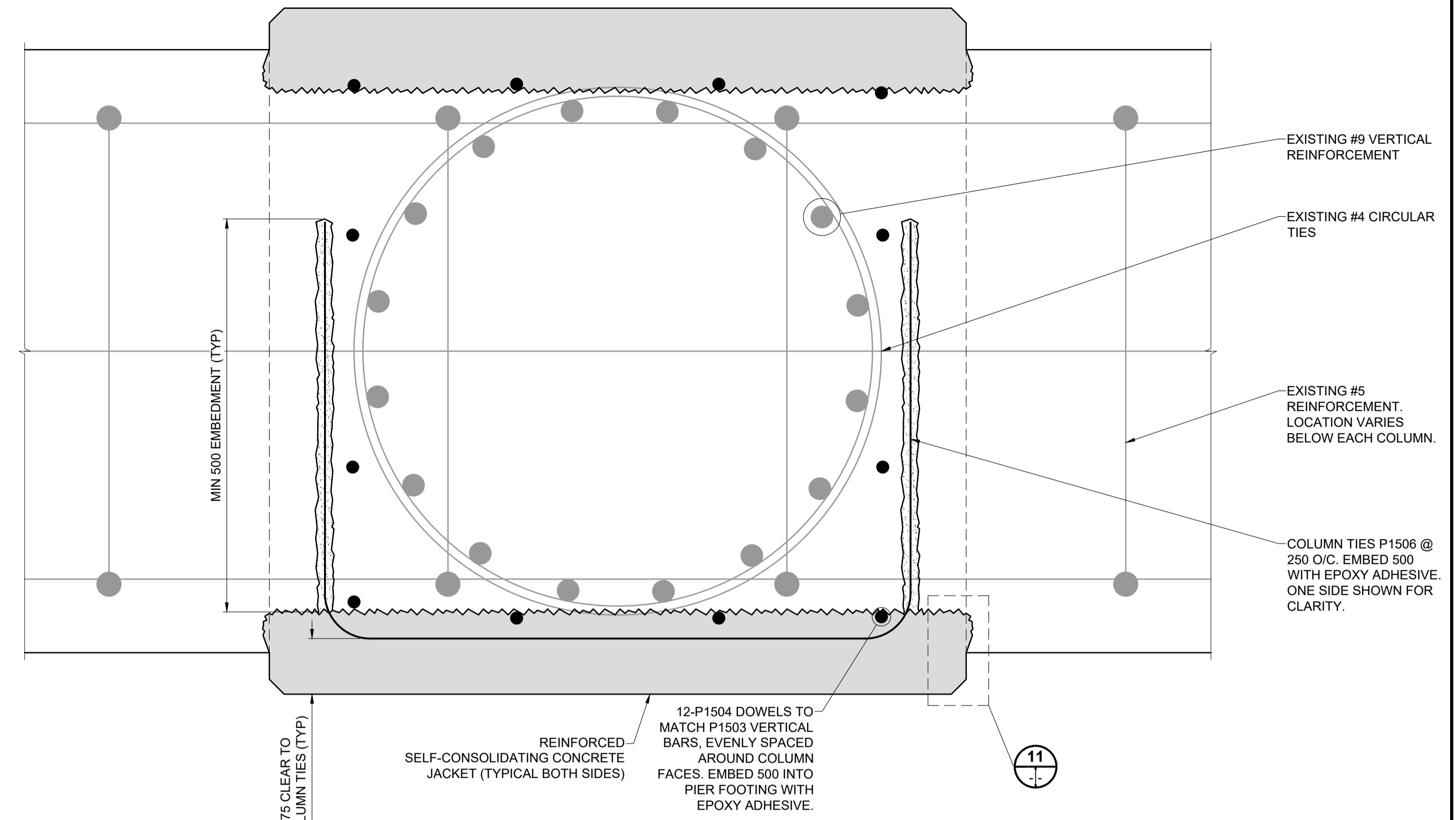


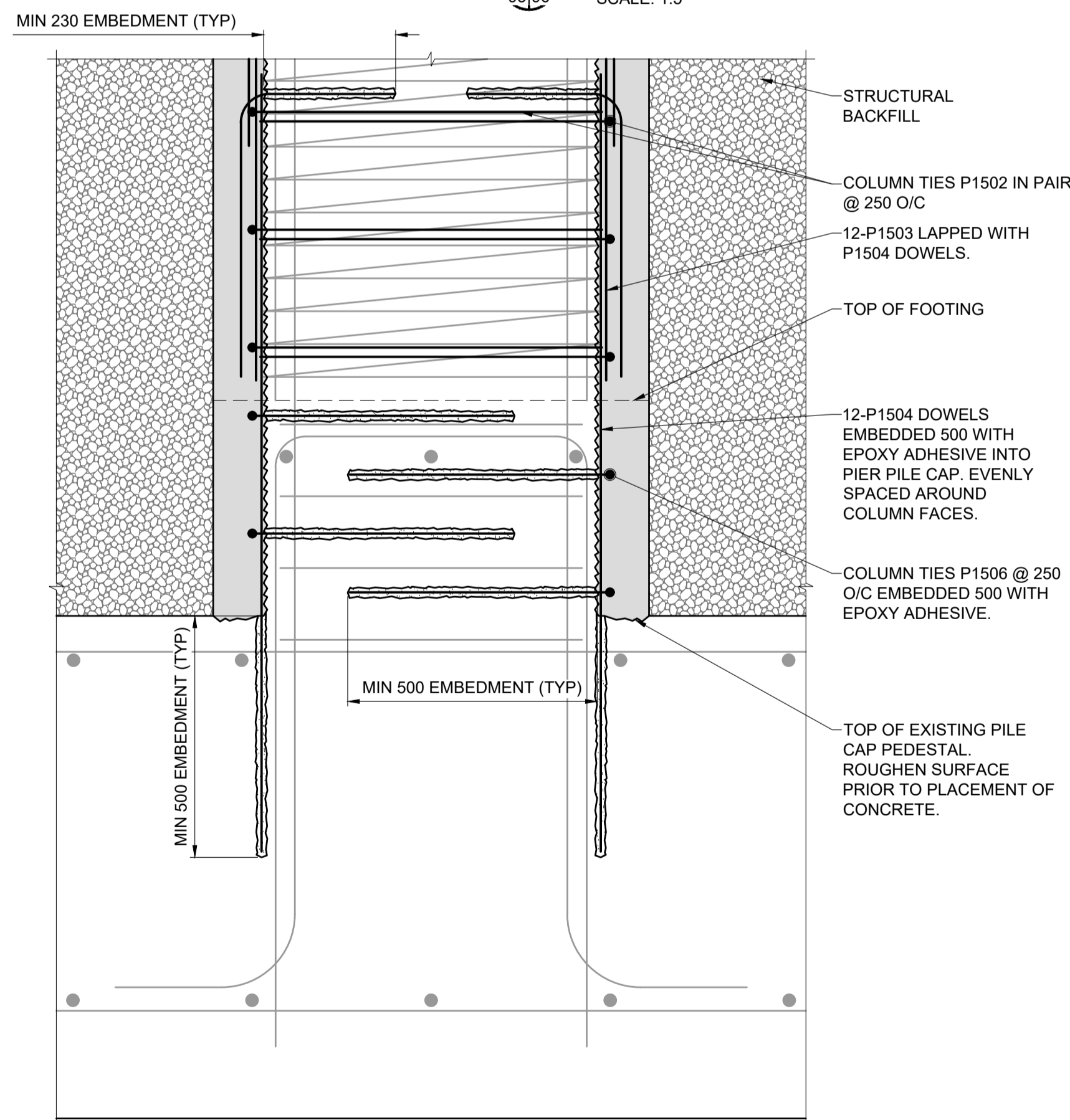
B0/A1 - 594mm x 841mm



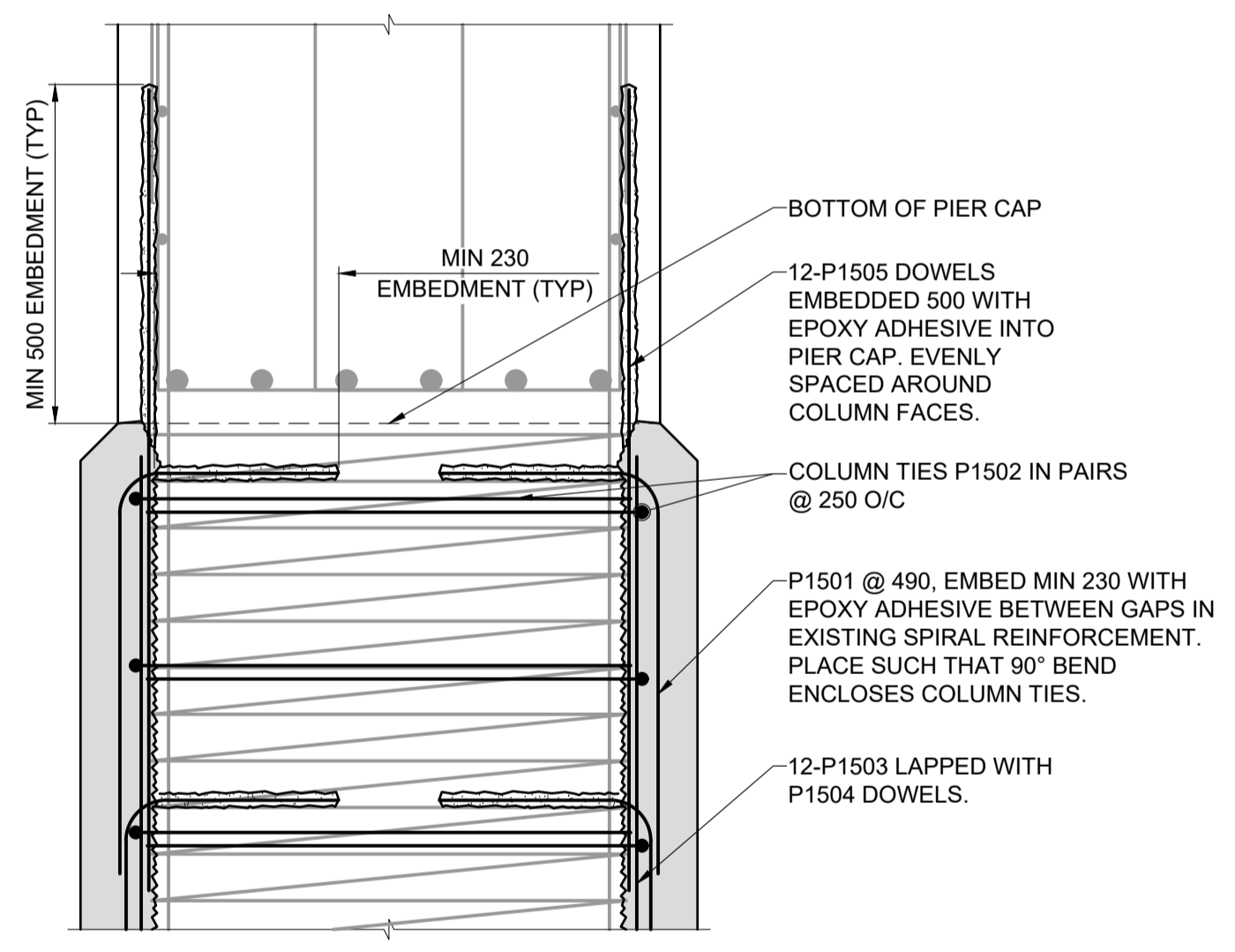
SECTION: STAGE 1 - DEMOLITION
SCALE: 1:5



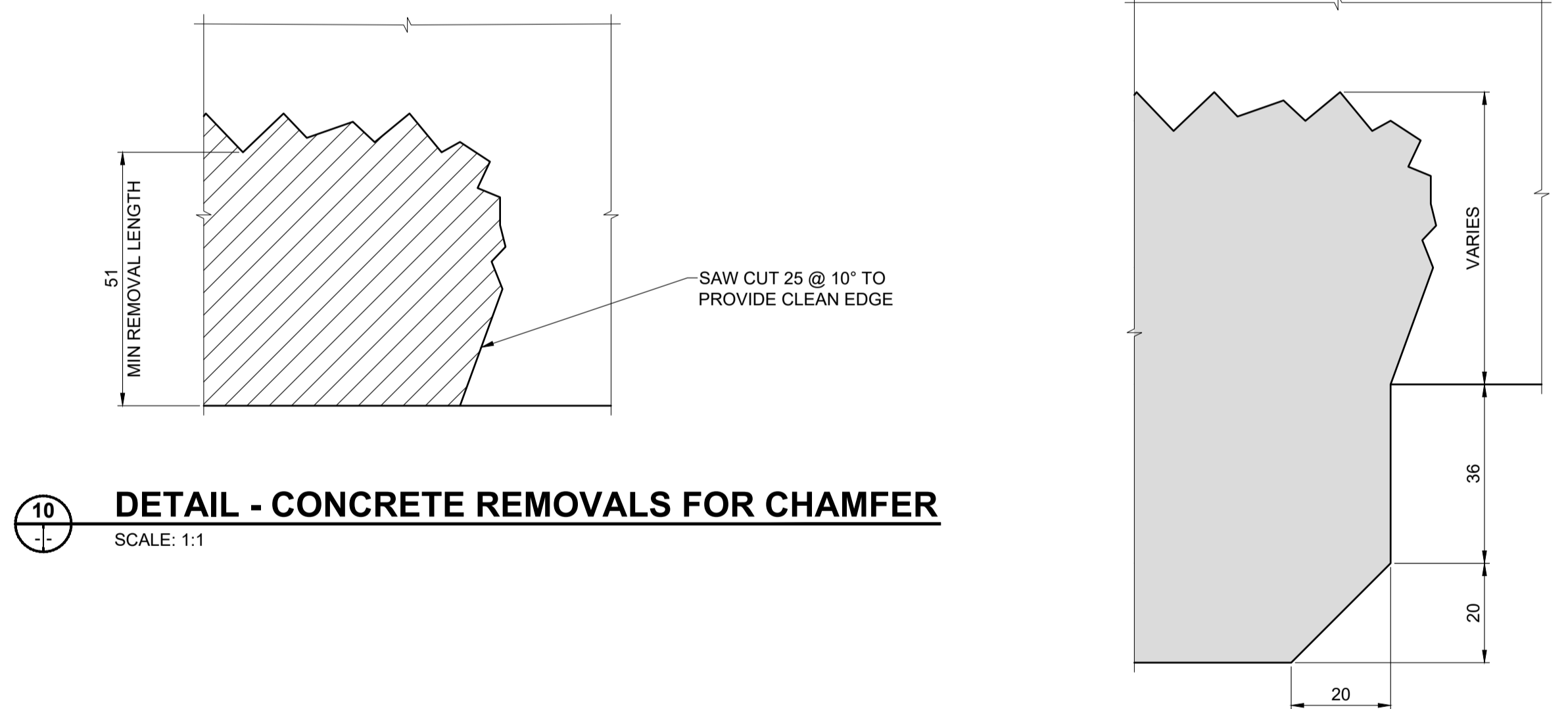
SECTION: STAGE 2 - CONCRETE JACKET
SCALE: 1:5



DETAIL - COLUMN JACKET BASE
SCALE: 1:10



DETAIL - COLUMN JACKET CAP
SCALE: 1:10



DETAIL - CONCRETE REMOVALS FOR CHAMFER
SCALE: 1:1

DETAIL - NEW CONCRETE FOR CHAMFER
SCALE: 1:1

- GENERAL NOTES:**
- PILES NOT SHOWN FOR CLARITY.
 - PERFORM DEMOLITION ON ONE PIER COLUMN AT A TIME.
 - PERFORM DEMOLITION STARTING AT THE TOP AND MOVING DOWNWARDS.
 - PIER COLUMN DEMOLITION TO BE STAGED SUCH THAT DEMOLITION OCCURS WHEN EMPRESS LANES DIRECTLY ABOVE ARE CLOSED.
 - REMOVE CONCRETE ON PIER COLUMNS TO EXTERIOR FACE OF EXISTING SPIRAL REINFORCEMENT.
 - IF DISCOVERED THAT EXISTING SPIRAL PIER COLUMN REINFORCEMENT IS SEVERELY CORRODED OR BROKEN DURING REMOVALS, IMMEDIATELY PLACE HIGH TENSILE STEEL STRAPPING AROUND DAMAGED SECTION.
 - SANDBLAST REINFORCING STEEL PRIOR TO INSTALLATION OF ANODES AND NEW REINFORCEMENT AS WELL AS NEW CONCRETE PLACEMENT. SEE SHEET 101 FOR INSTALLATION PROCEDURE.
 - ALL EXPOSED CONCRETE SURFACES TO BE TREATED WITH SILANE SEALER AFTER ALL REPAIRS ARE COMPLETE.

LEGEND:
 REMOVALS
 NEW CONCRETE

ENGINEERS & GEOSCIENTISTS
 Certificate of Authorization
MORRISON HERSHFIELD
 No. 1736

METRIC
 WHOLE NUMBERS INDICATE MILLIMETRES
 DECIMALIZED NUMBERS INDICATE METRES

LOCATION APPROVED UNDERGROUND STRUCTURES

DATE: _____

NOTE:
 LOCATION OF UNDERGROUND STRUCTURES AS SHOWN ARE BASED ON THE BEST INFORMATION AVAILABLE BUT NO GUARANTEE IS GIVEN THAT ALL EXISTING UTILITIES ARE SHOWN OR THAT THE GIVEN LOCATIONS ARE EXACT. CONFIRMATION OF EXISTENCE AND EXACT LOCATION OF ALL SERVICES MUST BE OBTAINED FROM THE INDIVIDUAL UTILITIES BEFORE PROCEEDING WITH CONSTRUCTION.

No.	REVISIONS	DATE	BY
D	ISSUED FOR TENDER	18/09/04	BAP
C	ISSUED FOR 95% DESIGN REVIEW	18/08/07	BAP
B	ISSUED FOR 50% DESIGN REVIEW REV 1	18/06/28	AG
A	ISSUED FOR 50% DESIGN REVIEW	18/04/03	AF

MORRISON HERSHFIELD		DESIGNED BY: AG		CHECKED BY: BAP	
DRAWN BY: AH		APPROVED BY: BE		RELEASED FOR CONSTRUCTION	
HOR SCALE: AS SHOWN		VERT SCALE: AS SHOWN		N/A	
DATE: _____		DATE: _____		DATE: _____	

PROFESSIONAL'S SEAL
A.D.G. GILARSKI
 Member
 32144
 REGISTERED PROFESSIONAL ENGINEER
 CONSULTANT FILE NAME
 W160034 - DD SU.DWG

THE CITY OF WINNIPEG PUBLIC WORKS DEPARTMENT ENGINEERING DIVISION

EMPRESS STREET PROJECT OVERPASS REHABILITATION WORKS SUBSTRUCTURE CENTRE PIER REHABILITATION 4

CITY DRAWING NUMBER: P-3494-96
 SHEET 96 OF 168
 DRAWING No. REV 96 D

BID OPPORTUNITY No. 602-2018