WO 101-84

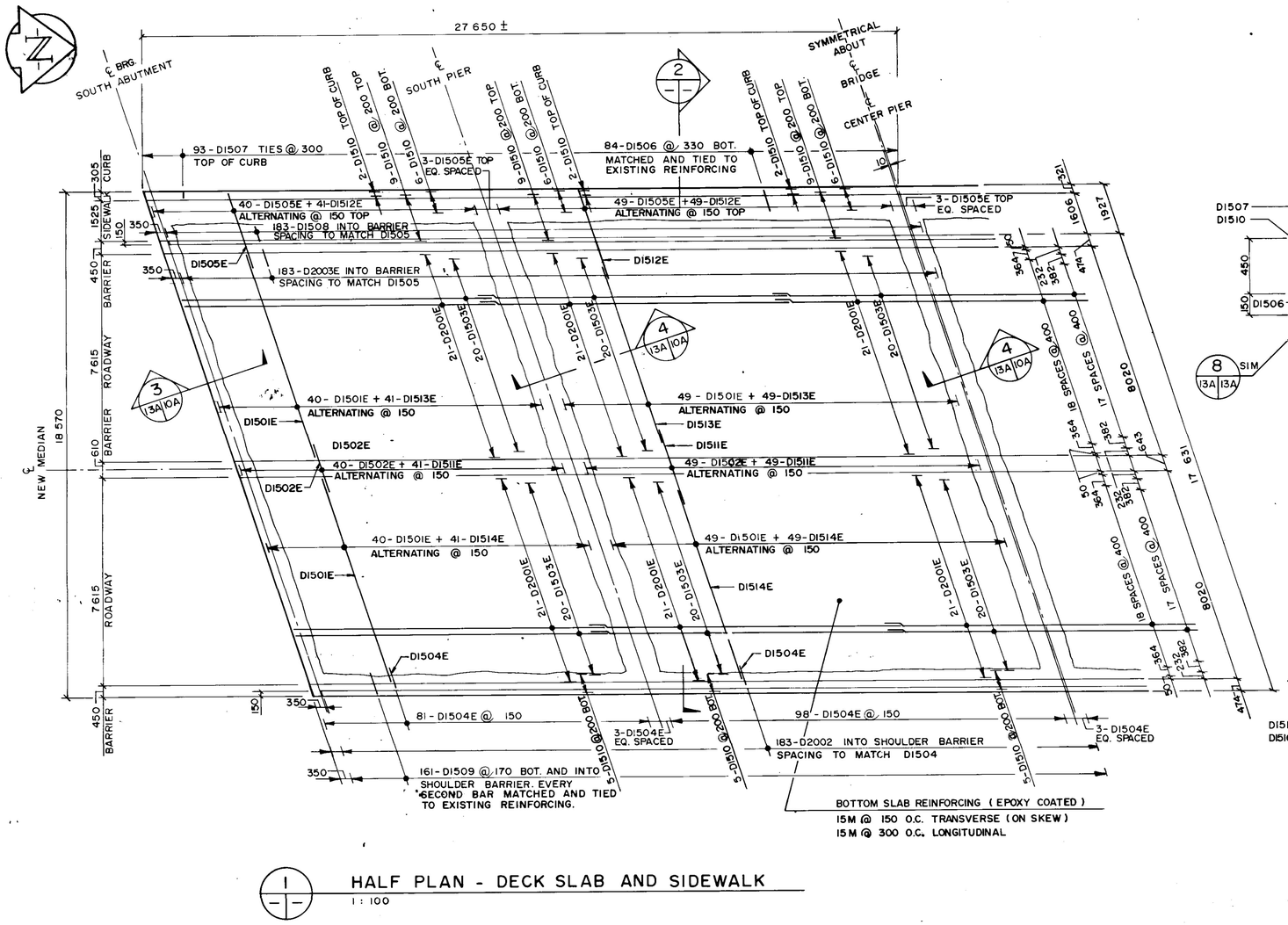

1 HALF PLAN - DECK SLAB AND SIDEWALK
1:100

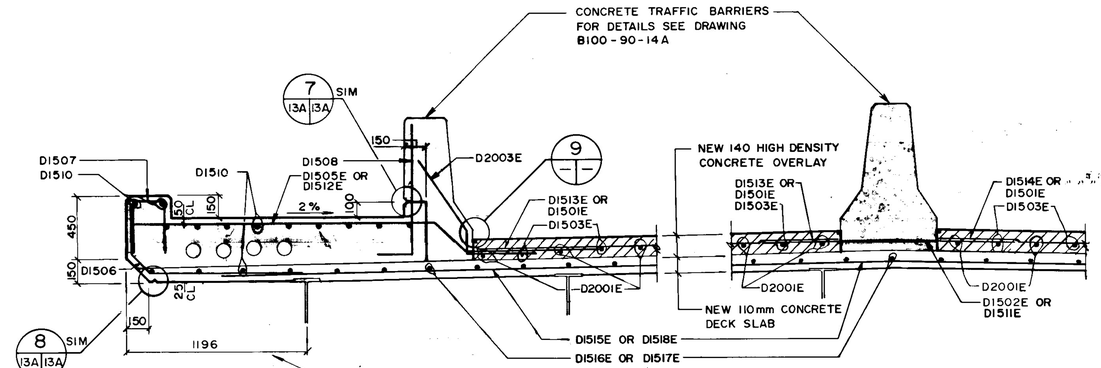

3 DETAIL
1:20

NOTE A: CONTRACTOR TO PROVIDE ADEQUATE SHORING UNTIL HIGH DENSITY CONCRETE HAS BEEN PLACED AND CURED. FORMWORK TO CARRY ALL CONSTRUCTION LIVE LOADS IN ADDITION TO DEAD LOADS.

4 DETAIL
1:20

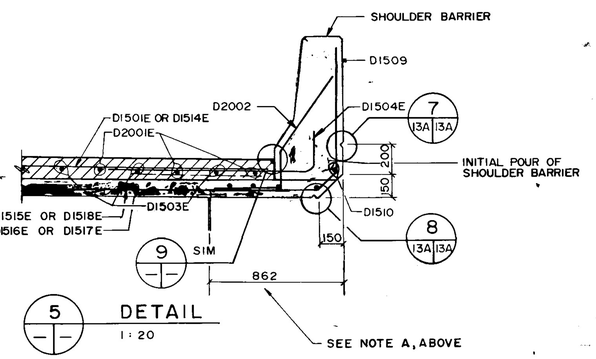

5 DETAIL
1:20

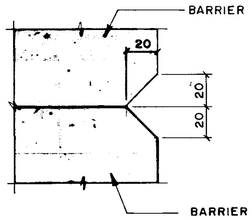

7 DETAIL
13A 13A 12A 13A
1:2

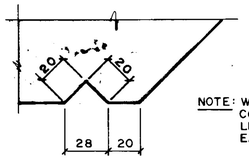

NOTE: WATER DRIP DETAIL CONTINUOUS FULL LENGTH OF DECK EACH SIDE

8 DETAIL
13A 13A 12A 13A
1:2

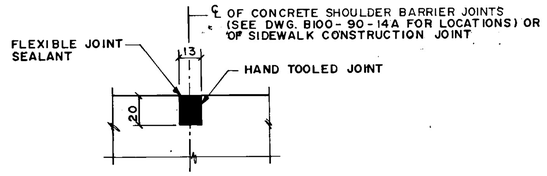

JOINT TYPE 'A' – TOP OF SLAB

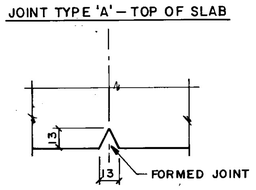

JOINT TYPE 'B' – UNDERSIDE & EDGE OF SLAB

10 SIDEWALK JOINT DETAILS
1:2

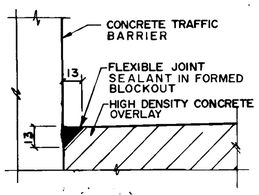

9 DETAIL
1:2

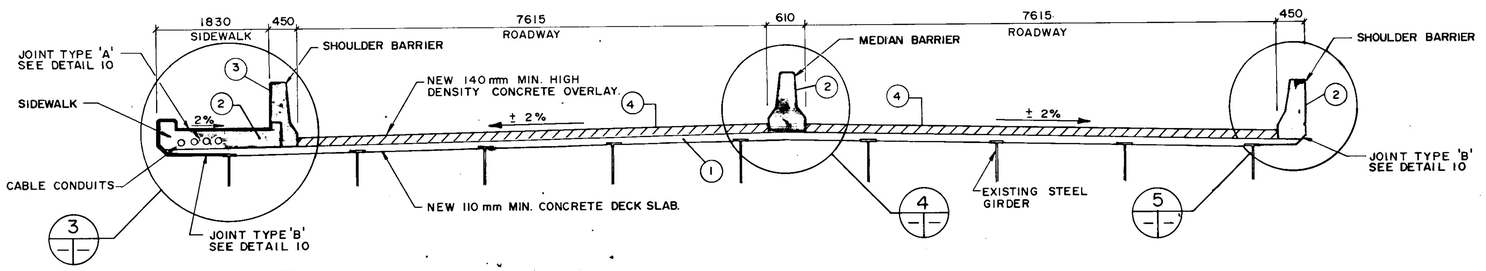

2 TYPICAL SECTION
1:50

NOTE: (1) INDICATES SEQUENCE OF CONSTRUCTION.

B-5903-16

AS-BUILT	
DATE 91.02.26	BY
CHECKED BY	

LOCATION APPROVED
UNDERGROUND STRUCTURES
N/A
SUPV U/G STRUCTURES COMMITTEE — DATE

NOTE:
LOCATION OF UNDERGROUND STRUCTURES AS SHOWN ARE BASED ON THE BEST INFORMATION AVAILABLE BUT NO GUARANTEE IS GIVEN THAT ALL EXISTING UTILITIES ARE SHOWN OR THAT THE GIVEN LOCATIONS ARE EXACT. CONFIRMATION OF EXISTENCE AND EXACT LOCATION OF ALL SERVICES MUST BE OBTAINED FROM THE INDIVIDUAL UTILITIES BEFORE PROCEEDING WITH CONSTRUCTION.

B.M. ELEV

NO	REVISIONS	DATE	BY
1	REVISED AS CONSTRUCTED	90-12-14	FPC

WARDROP ENGINEERING INC.

DESIGNED BY	JC & FPC	CHECKED BY	
DRAWN BY	LG	APPROVED BY	
HOR SCALE	AS NOTED	AUTHORIZED BY	DATE 91.02.23
VERTICAL		W. MALANKO/STREETS & BRIDGES ENGINEER	
		ACCEPTED BY	DATE 91.02.23
		G.R. SMITH/BRIDGE ENGINEER	
DATE	JAN. 15, 1990		

ENGINEER'S SEAL
90/02/20

CONSULTANT DRAWING No.
890007-02-00

THE CITY OF WINNIPEG
RKS AND OPERATIONS DIVISION
STREETS AND TRANSPORTATION DEPARTMENT

EMPRESS STREET OVERPASS
STRUCTURE REHABILITATION, STRENGTHENING AND RELATED WORKS

CONCRETE AND REINFORCING DETAILS - DECK SLAB

CITY DRAWING NUMBER
B100-90-13A