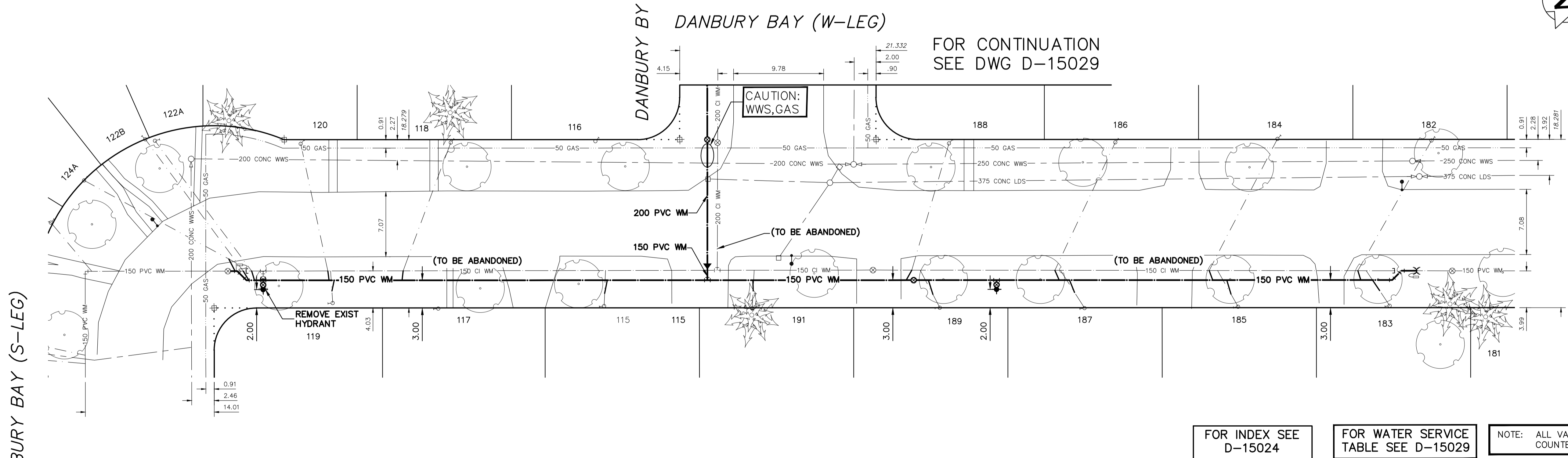
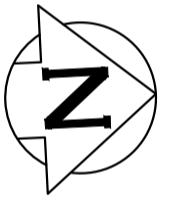


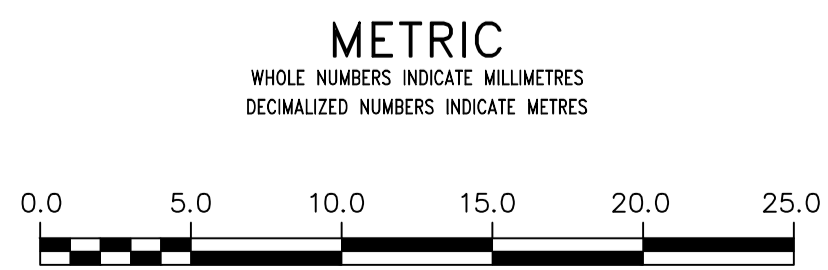
NOTE: CHAINAGES SHOWN ARE ALONG E. R. DANBURY BAY (W-LEG)



FOR INDEX SEE D-15024

FOR WATER SERVICE TABLE SEE D-15029

NOTE: ALL VALVES TO BE INSTALLED COUNTERCLOCKWISE TO CLOSE



WARNING
 IF POWER EQUIPMENT OR EXPLOSIVES ARE TO BE USED FOR EXCAVATION ON THIS PROJECT THE CONTRACTOR MUST:
 1) NOTIFY THE GAS COMPANY OF THE PROPOSED LOCATION OF EXCAVATION.
 2) TAKE PRECAUTION TO AVOID DAMAGE TO GAS COMPANY INSTALLATIONS.
 SEE PROVINCIAL REGULATION 210/72 FOR DETAILS

LOCATION APPROVED UNDERGROUND STRUCTURES
 SUPV. U/G STRUCTURES COMMITTEE DATE
 NOTE:
 LOCATION OF UNDERGROUND STRUCTURES AS SHOWN ARE BASED ON THE BEST INFORMATION AVAILABLE BUT NO GUARANTEE IS GIVEN THAT ALL EXISTING UTILITIES ARE SHOWN OR THAT THE GIVEN LOCATIONS ARE EXACT. CONFIRMATION OF EXISTENCE AND EXACT LOCATION OF ALL SERVICES MUST BE OBTAINED FROM THE INDIVIDUAL UTILITIES BEFORE PROCEEDING WITH CONSTRUCTION.

NO.	REVISIONS	DATE	BY

DESIGNED BY	TS	CHECKED BY	SC
DRAWN BY	BL	APPROVED BY	KZ
SCALE:	HORIZONTAL 1:250 VERTICAL 1:50		
DATE	2018 03 22	RELEASED FOR CONSTRUCTION	K.ZUREK
DATE	2018 03 22	DATE	2018 03 22

ENGINEER'S SEAL
 ORIGINAL SIGNED BY S.R.J. COURNOYER 18/03/22
 CONSULTANT DRAWING NUMBER

THE CITY OF WINNIPEG
 WATER AND WASTE DEPARTMENT
 ENGINEERING DIVISION

2018 WATER MAIN RENEWALS
 CONTRACT 2
DANBURY BAY (W-LEG)
 DANBURY BAY (S-LEG) TO
 66 N OF DANBURY BAY

SHEET 8 OF 12
 CITY DRAWING NUMBER
D-15030