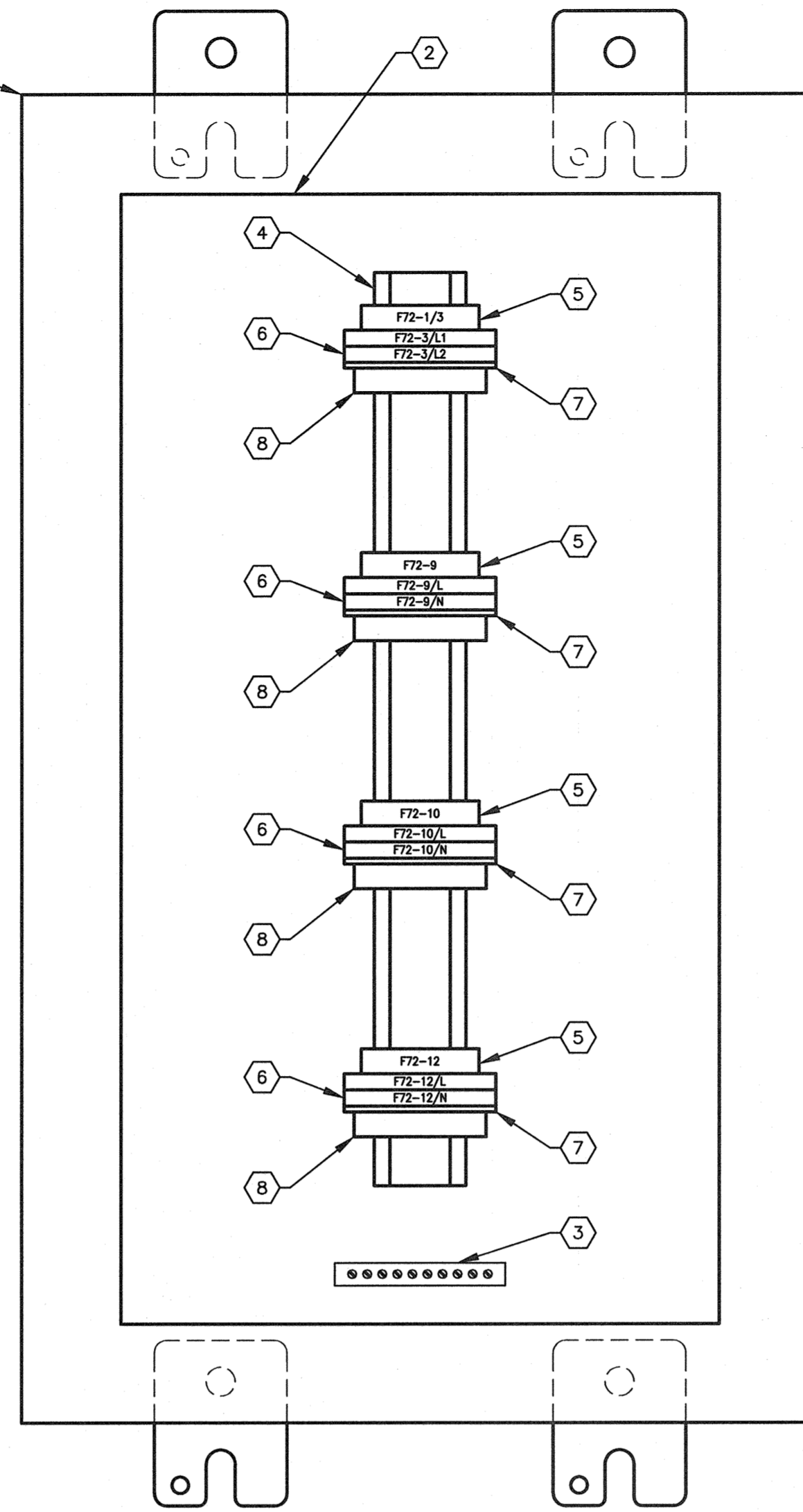
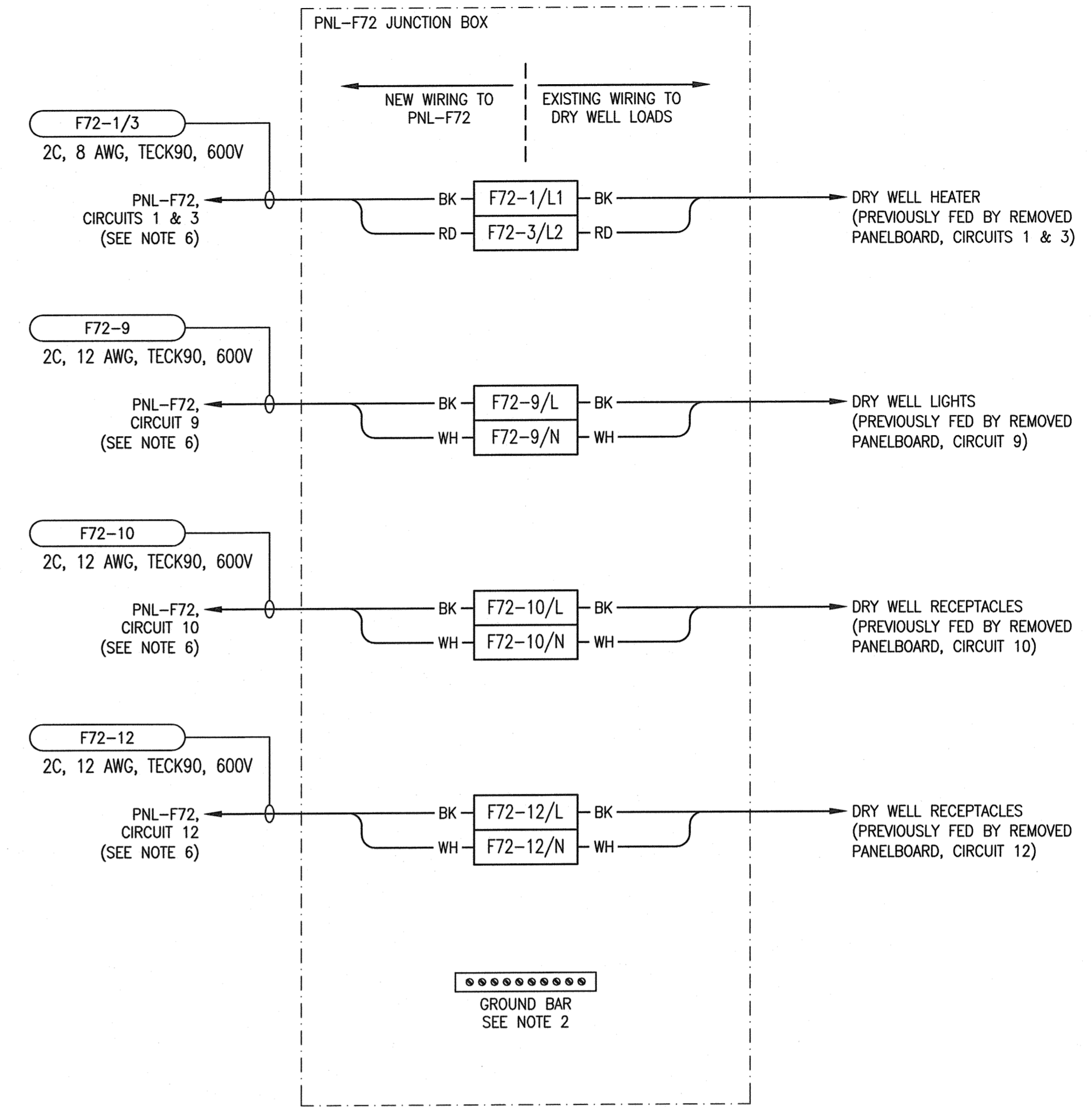


**EXTERIOR PANEL VIEW**  
SCALE: 1 : 2



**INTERIOR PANEL VIEW**  
SCALE: 1 : 2



**CONNECTION DIAGRAM**  
SCALE: NTS


**BILL OF MATERIAL**

ITEM	QTY	DESCRIPTION	MANUFACTURER	CATALOG NUMBER
1	1	SINGLE-DOOR TYPE 12 & 13 WALL-MOUNTED ENCLOSURE	HOFFMAN	A201206LP
2	1	BACKPAN	HOFFMAN	A20P12
3	1	GROUND BAR, 10 TAPS	ILSCO	D167-10
4	AS REQ'D	35mm DIN RAIL	PHOENIX CONTACT	0801733
5	AS REQ'D	TERMINAL BLOCK MARKER	PHOENIX CONTACT	1004348
6	AS REQ'D	FEED-THROUGH TERMINAL	PHOENIX CONTACT	3046184
7	AS REQ'D	TERMINAL END PLATE	PHOENIX CONTACT	3047141
8	AS REQ'D	TERMINAL END CLAMP	PHOENIX CONTACT	1201442
9	AS REQ'D	LAMACOID, WHITE WITH BLACK TEXT	-	-

**GENERAL NOTES:**

- WHERE MANUFACTURER AND MODEL ARE SPECIFIED, SUBSTITUTIONS MUST BE APPROVED IN ACCORDANCE WITH B7.
- CONNECT ALL INCOMING GROUND WIRES TO GROUND BAR.
- PROVIDE WIRE BARREL FERULES FOR ALL WIRING.
- ALL TERMINAL BLOCKS SHALL BE NUMBERED AS SHOWN, COMPLETE WITH GROUP LABELING.
- ALL WIRES AND CABLES SHALL BE MARKED AS INDICATED.
- MAINTAIN A MINIMUM OF 100% CABLE DIAMETER SPACING FOR ALL CABLES ROUTED FROM PNL-F72 AND PNL-F72 JUNCTION BOX AS TO NOT DE-RATED WIRING.

1-0179F-E0013	ELECTRICAL SCHEDULES
1-0179F-E0008	ELECTRICAL PLAN LAYOUT MAIN AND LOWER LEVEL FLOOR
DRAWING NUMBER	REFERENCE DRAWINGS




1 : 2



NO.	REVISIONS	DATE	DESIGN	CHECK
00	ISSUED FOR TENDER AND CONSTRUCTION	2018/12/14	KS	BC

**SNC-LAVALIN INC.**  
148 Nature Park Way  
Winnipeg, MB, Canada R3P 0X7  
204-786-8090

DESIGNED BY: K. SAPIAK  
CHECKED BY: B. CLEVEN  
DRAWN BY: K. SAPIAK  
APPROVED BY: B. CLEVEN  
SCALE: AS SHOWN  
ISSUED FOR CONSTRUCTION BY: K. ZUREK  
DATE: 2018/09/24  
DATE: 2018/12/14  
CONSULTANT NO.:



**THE CITY OF WINNIPEG**  
WATER AND WASTE DEPARTMENT

ROLAND FLOOD PUMPING STATION  
2019 UPGRADES  
PNL-F72 JUNCTION BOX  
LAYOUT AND CONNECTION DIAGRAM

CITY DRAWING NUMBER: 1-0179F-E0019  
SHEET: 001  
REV: 00  
SIZE: A1