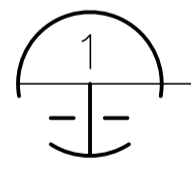
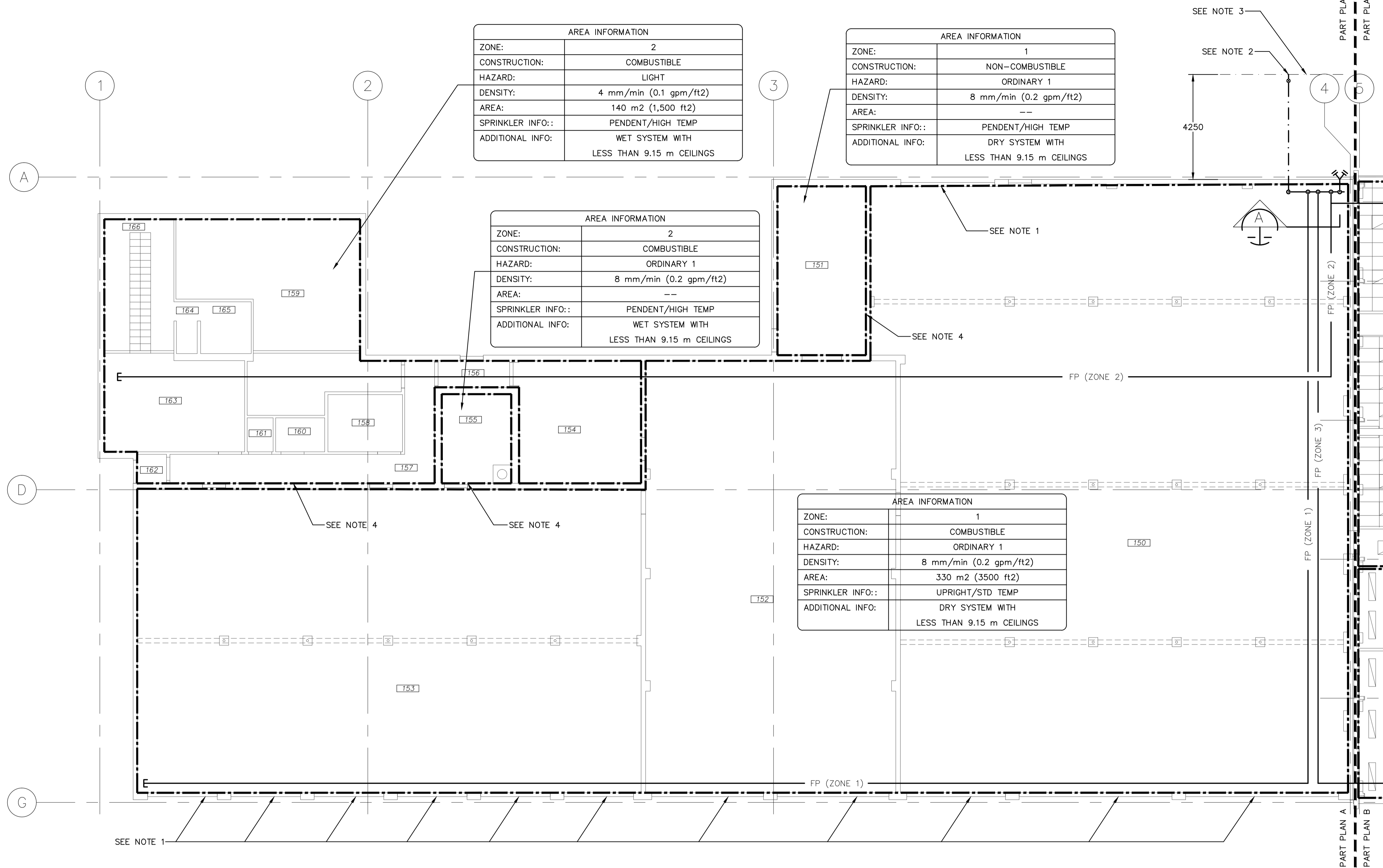


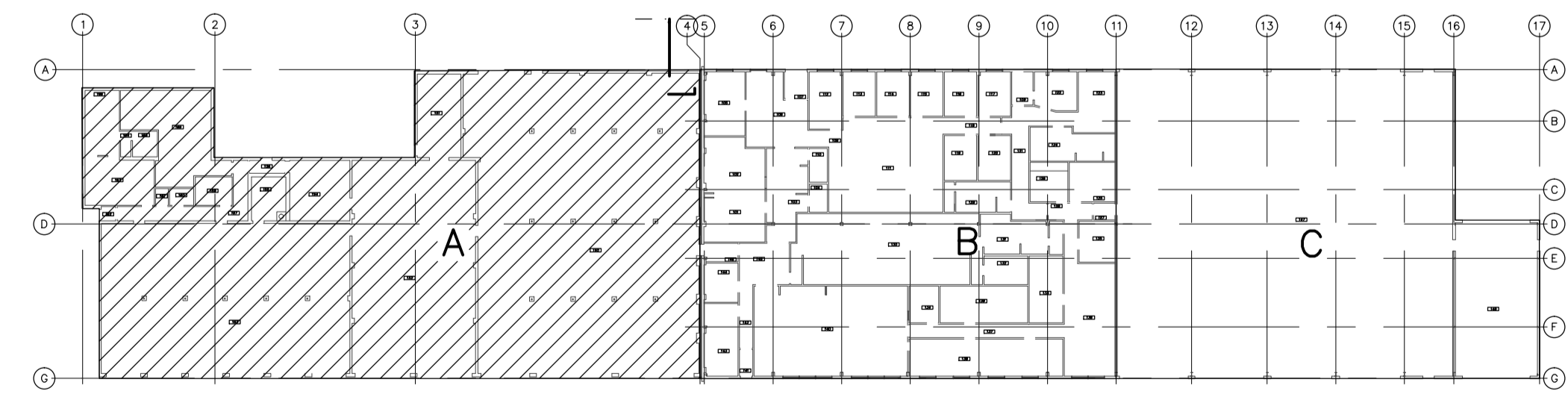
DRAWING NOTES:

- 1. PROVIDE SPRINKLER COVERAGE UNDER OVERHEAD DOORS, PROVIDE DRIP DRUMS AT LOW POINTS..
- 2. 400 TAPPING SLEEVE AND VALVE CONNECTION.
- 3. EXISTING 400 AC WM.
- 4. PROVIDE NEW CEILING IN SPACES AFFECTED BY REMOVAL OF CEILING SYSTEMS WITH ACM. CEILINGS ARE TO MATCH THE INSTALLATION REQUIREMENTS OF THE EXISTING LIGHTS, HVAC COMPONENTS AND OTHER CEILING INTEGRATED SYSTEMS.

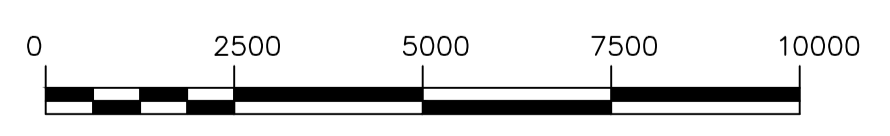


FIRE PROTECTION PART PLAN A
WEST GARAGE

1 : 100



552 NORTH KEY PLAN



METRIC
WHOLE NUMBERS INDICATE MILLIMETRES
DECIMALIZED NUMBERS INDICATE METRES

LOCATION APPROVED UNDERGROUND STRUCTURES	
SUPV. U/G STRUCTURES COMMITTEE	DATE
NOTE:	
LOCATION OF UNDERGROUND STRUCTURES AS SHOWN ARE BASED ON THE BEST INFORMATION AVAILABLE BUT NO GUARANTEE IS GIVEN THAT ALL EXISTING UTILITIES ARE SHOWN OR THAT THE GIVEN LOCATIONS ARE EXACT. CONFIRMATION OF EXISTENCE AND EXACT LOCATION OF ALL SERVICES MUST BE OBTAINED FROM THE INDIVIDUAL UTILITIES BEFORE PROCEEDING WITH CONSTRUCTION.	

B.M. ELEV.			
CONSTRUCTION COMPLETION DATE: YYYY MM DD			
Q	ISSUED FOR BID OP 1077-2018	2019 01 10	JDB
NO.	REVISIONS	DATE	BY

DESIGNED BY	JDB	CHECKED BY	JDB
DRAWN BY	JDB	APPROVED BY	
SCALE:	HORIZONTAL AS NOTED	RELEASED FOR CONSTRUCTION	
VERTICAL		DATE	
		DATE	

ENGINEER'S SEAL
ORIGINAL SIGNED
BY x.x. xxxxxxx
YY/MM/DD
CONSULTANT DRAWING NUMBER

	THE CITY OF WINNIPEG WATER AND WASTE DEPARTMENT ENGINEERING DIVISION
552 PLINGUET AVENUE FIRE PROTECTION UPGRADES BUILDING - 552 NORTH PART PLAN A - WEST GARAGE SPRINKLER SYSTEM	
SHEET 4 OF 18 CITY DRAWING NUMBER 1-0702N-M0002-001	