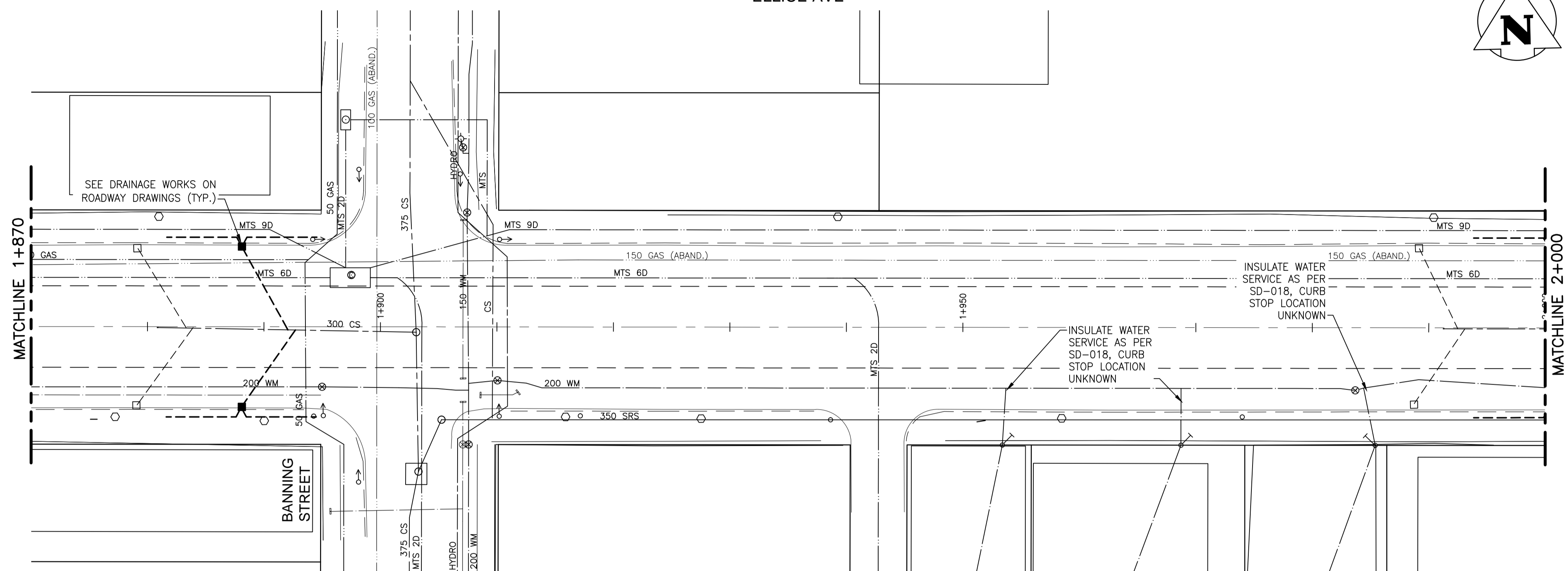

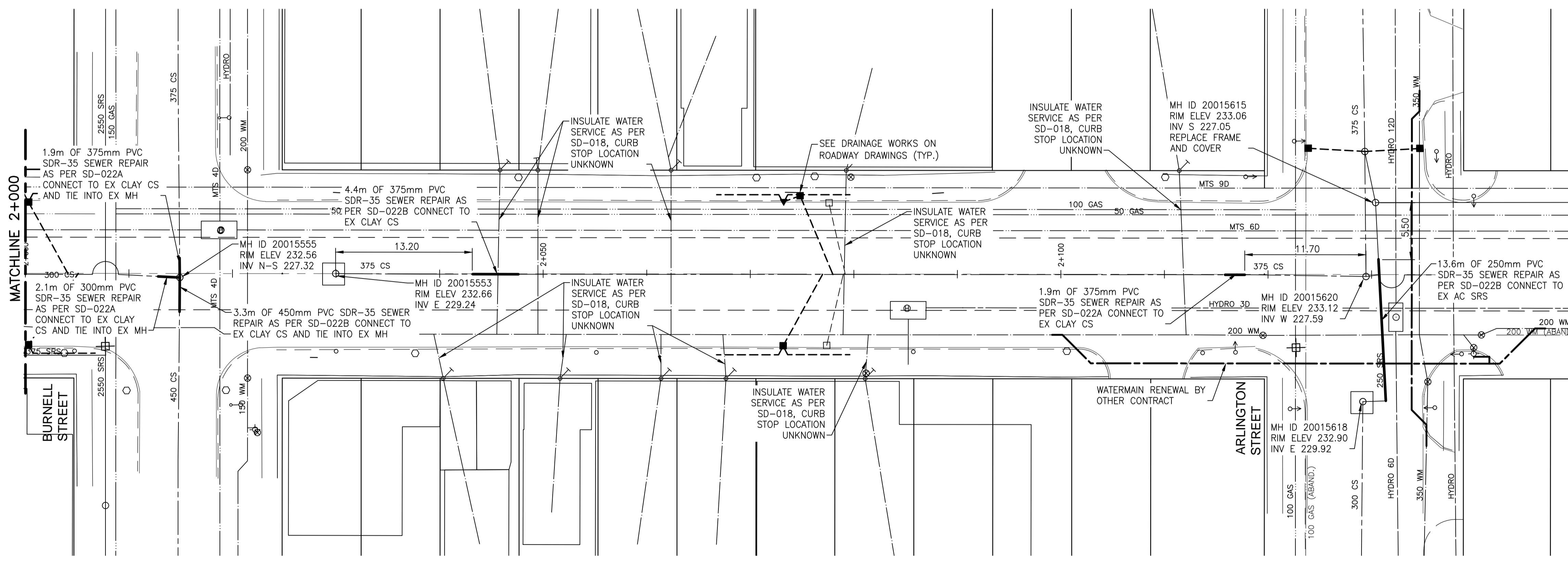



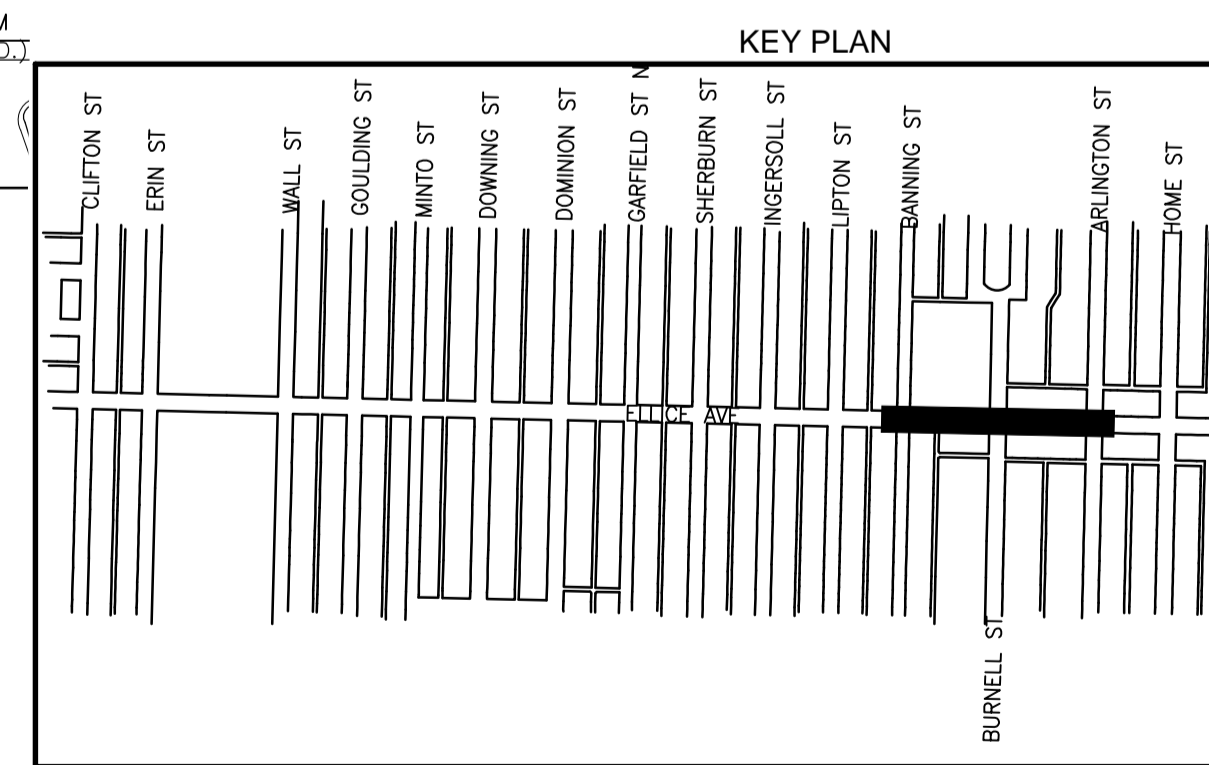
ELLICE AVE



GENERAL NOTES:
 1. MAINTAIN TRAFFIC AS OUTLINED IN THE TRAFFIC MANAGEMENT SPECIFICATION AND TRAFFIC CONTROL/CONSTRUCTION STAGING DRAWINGS.



ENGINEERS
GEOSCIENTISTS
MANITOBA
 Certificate of Authorization
 Stantec Consulting Ltd.
 No. 1301



150 WM	WATERMAIN	150 WM	150 WM	WATERMAIN	150 WM	HYDRO
+	HYDRANT, VALVE	+	+	HYDRANT	+	M.T.S.
300 LDS	LAND DRAINAGE SEWER	300 LDS	300 LDS	VALVE	300 LDS	CONCRETE
250 WWS	WASTE WATER SEWER	250 WWS	300 LDS	LAND DRAINAGE SEWER	300 LDS	MILL AND OVERLAY
X	PROFILE	250 WWS	250 WWS	WASTE WATER SEWER	250 WWS	CONCRETE SIDEWALK
○	NORTH OR WEST GUTTER	○	○	MANHOLE	○	HYDRO POLE
○	SOUTH OR EAST GUTTER	○	□	CATCH BASIN/CATCH PIT	○	SIGN
○	NORTH OR WEST R	○	▽	CURB INLET	○	PROPERTY LINE
○	SOUTH OR EAST R	○	---	CURB RENEWAL	+	SURVEY BAR
△	NORTH OR WEST DITCH	○	---	TRAFFIC SIGNAL	(31.334)	ELEVATION
▽	SOUTH OR EAST DITCH	○	---	GAS	(32.515)	SIDEWALK DETECTABLE
---	EXISTING	---	---	LEGEND-PLAN	---	PROPOSED

LOCATION APPROVED UNDERGROUND STRUCTURES
 SUPV. U/G STRUCTURES COMMITTEE DATE
 NOTE:
 LOCATION OF UNDERGROUND STRUCTURES AS SHOWN ARE BASED ON THE BEST INFORMATION AVAILABLE BUT NO GUARANTEE IS GIVEN THAT ALL EXISTING UTILITIES ARE SHOWN OR THAT THE GIVEN LOCATIONS ARE EXACT. CONFIRMATION OF EXISTENCE AND EXACT LOCATION OF ALL SERVICES MUST BE OBTAINED FROM THE INDIVIDUAL UTILITIES BEFORE PROCEEDING WITH CONSTRUCTION.

B.M. ELEV.	NO.	REVISIONS	DATE	BY
	1	ISSUED FOR TENDER	17.06.12	
	0	ISSUED FOR REVIEW	17.05.30	

Stantec
 500 - 311 Portage Avenue, Winnipeg MB
 www.stantec.com

DESIGNED BY	D.L.	CHECKED BY	D.J.M.
DRAWN BY	G.P.	APPROVED BY	J.C.
HOR. SCALE:	1:250	RELEASED FOR CONSTRUCTION:	
VERTICAL:	1:10	DATE	2017.04.13

ENGINEER'S SEAL
PRELIMINARY DRAWING
 NOT TO BE USED FOR CONSTRUCTION
 CONSULTANT DRAWING NO. C106

THE CITY OF WINNIPEG
 PUBLIC WORKS DEPARTMENT
 ENGINEERING DIVISION

2017 REGIONAL STREET RENEWAL PROGRAM
 ELLICE AVENUE
 ERIN STREET TO ARLINGTON STREET
 UNDERGROUND WORKS

SHEET 7 OF 20
 CAD FILE DRAWING NUMBER 07271c-101-xxx-ellice.dwg
 CITY DRAWING NUMBER P-3485-07