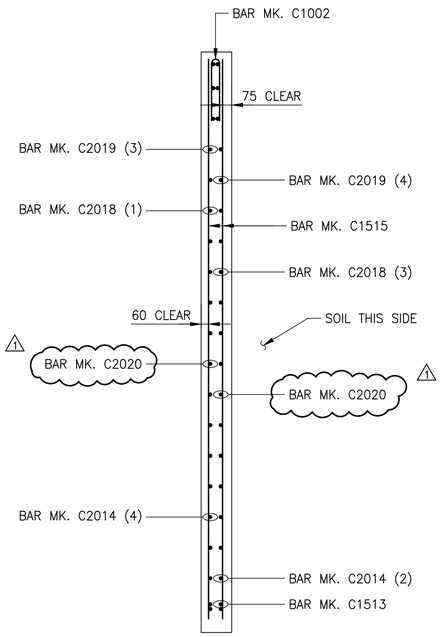


SECTION L
SECTION 1:30 12 14

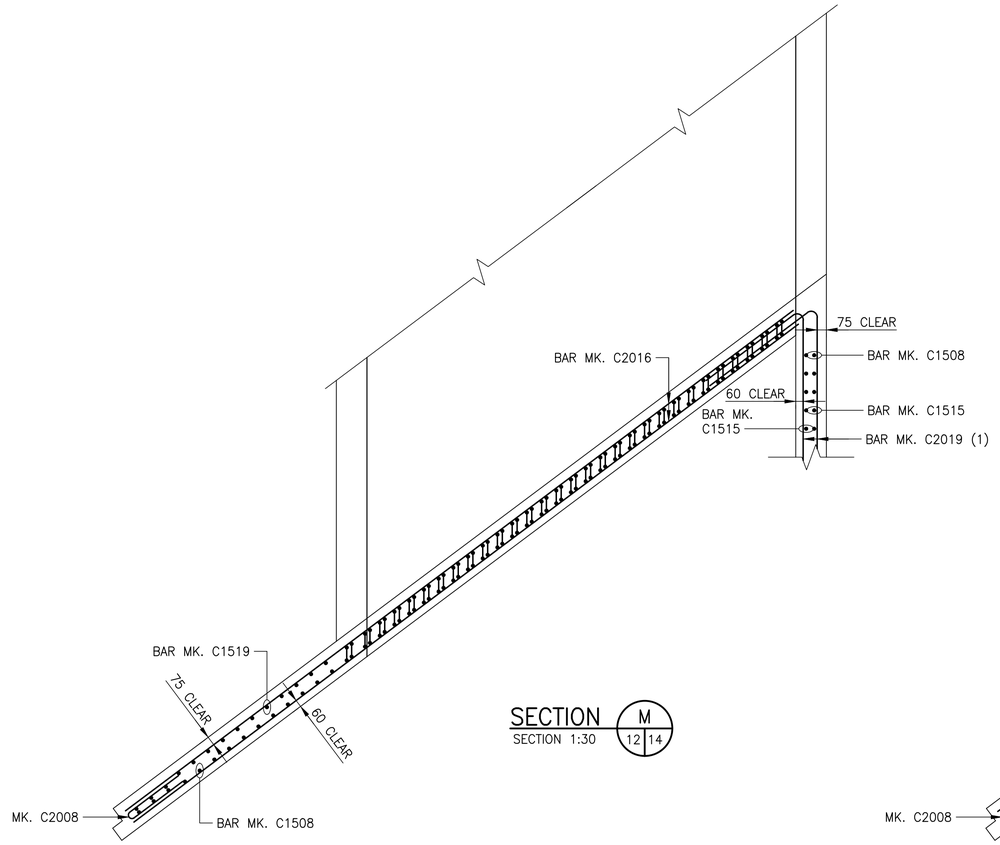


SECTION M
SECTION 1:30 12 14

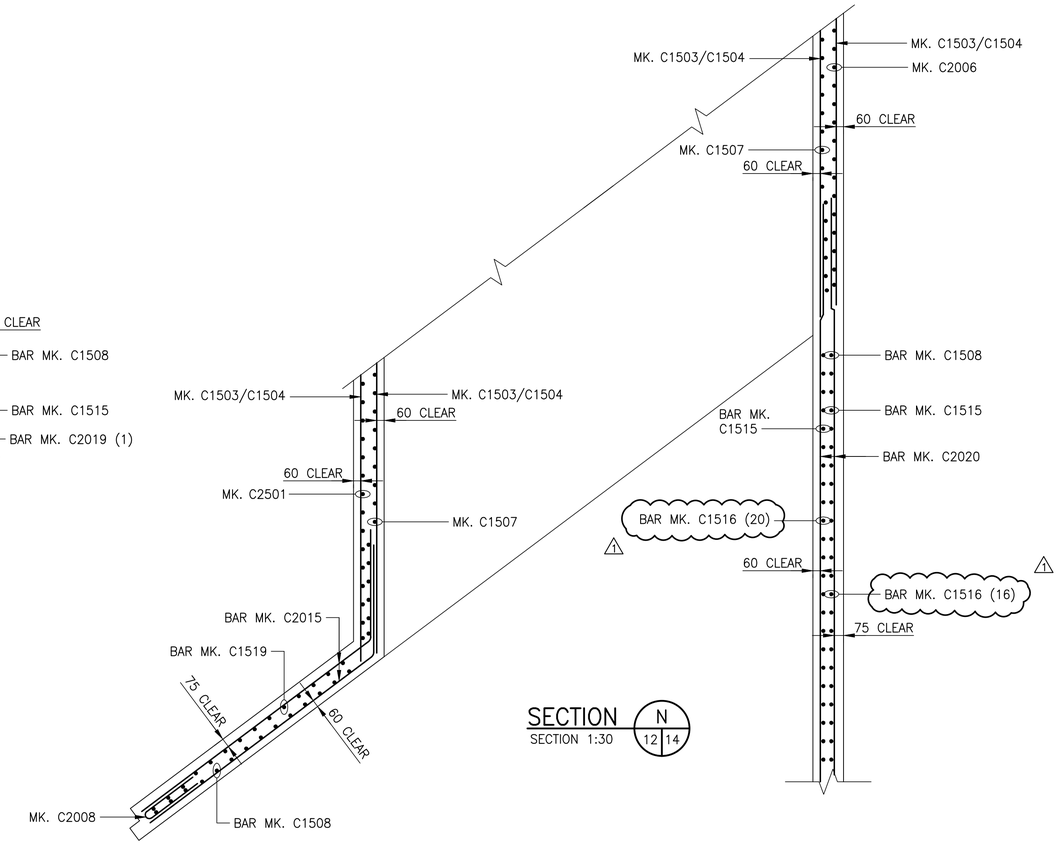


SECTION N
SECTION 1:30 12 14

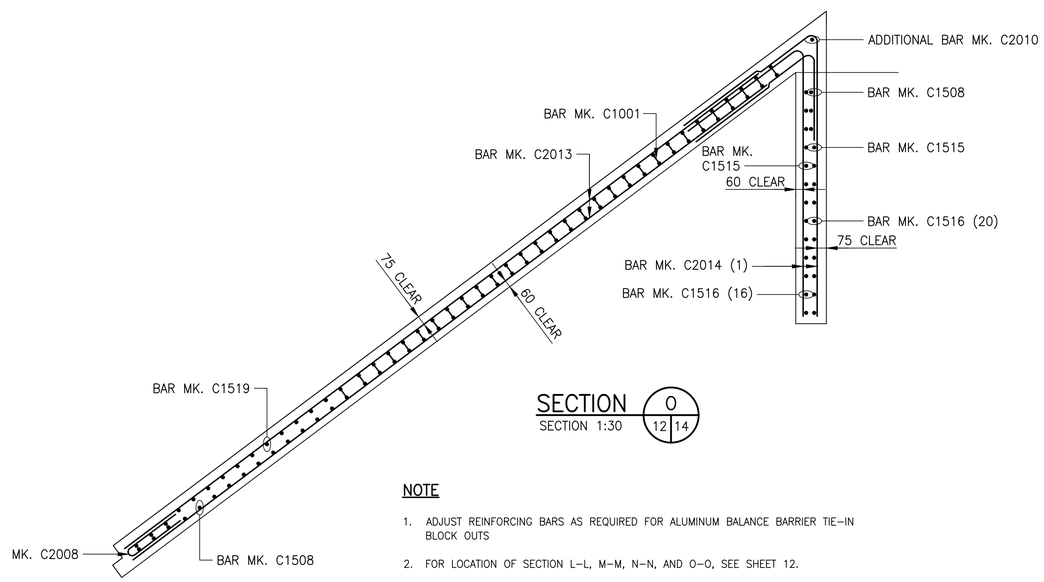


SECTION O
SECTION 1:30 12 14

## NOTE

1. ADJUST REINFORCING BARS AS REQUIRED FOR ALUMINUM BALANCE BARRIER TIE-IN BLOCK OUTS
2. FOR LOCATION OF SECTION L-L, M-M, N-N, AND O-O, SEE SHEET 12.
3. FOR BILL OF REINFORCING STEEL, SEE SHEET 21 TO 22.

**METRIC**
WHOLE NUMBERS INDICATE MILLIMETRES
DECIMALIZED NUMBERS INDICATE METRES

NOTE:
These design documents are prepared solely for the use by the party with whom the design professional has entered into a contract and there are no representations of any kind made by the design professional to any party with whom the design professional has not entered into a contract.

ENGINEERS GEOSCIENTISTS MANITOBA
Certificate of Authorization
WSP Canada Group Limited
No. 6657

LOCATIONS APPROVED UNDERGROUND STRUCTURES

SIGNED BY: _____ SUPV U/G STRUCTURES _____ DATE

LOCATION OF UNDERGROUND STRUCTURES AS SHOWN ARE BASED ON THE BEST INFORMATION AVAILABLE BUT NO GUARANTEE IS GIVEN THAT ALL EXISTING UTILITIES ARE SHOWN OR THAT THE GIVEN LOCATIONS ARE EXACT CONFIRMATION OF EXISTANCE AND EXACT LOCATION OF ALL SERVICES MUST BE OBTAINED FROM THE INDIVIDUAL UTILITIES BEFORE PROCEEDING

G.B.M. = TOP NUT OF FIRST HYDRANT SOUTH OF INTERSECTION BETWEEN NESS AVENUE AND LINWOOD STREET
ELEV. = 233.659

| No. | REVISIONS | DATE | BY |
|---|---|---|---|
| 1 | ISSUED FOR ADDENDUM No. 2 | 17.12.08 | JL |
| 0 | ISSUED FOR TENDER | 17.11.23 | JL |

WSP Canada Group Limited
93 Lombard Avenue, Suite 111
Winnipeg MB R3B 3B1
T+ 1 204-943-3178
F+ 1 204-943-4948
www.wsp.com

| | | | |
|---|---|---|---|
| DESIGNED BY | AG | CHECKED BY | MLW |
| DRAWN BY | FD | APPROVED BY | JL |
| HOR. SCALE | 1:25 | RELEASED FOR CONSTRUCTION | |
| VERTICAL | 1:25 | | |
| DATE | 17.11.23 | DATE | |

ENGINEER'S SEAL
PROVINCE OF MANITOBA
A. CHATEFAR
Member 37456
REGISTERED PROFESSIONAL ENGINEER

CONSULTANT PROJECT No.
17M-00806-00

Winnipeg
THE CITY OF WINNIPEG
PUBLIC WORKS DEPARTMENT
ENGINEERING DIVISION

TRURO CREEK CULVERT REPLACEMENT AT WINCHESTER STREET

REINFORCING DETAILS (SHEET 5 OF 5)

CITY DRAWING NUMBER C322-17-14
BID OPPORTUNITY NUMBER 1014-2017
SHEET 14 OF 25
REV 1

A1 SIZE (594 mm x 841 mm)

Plotted: December 8, 2017 at 12:13:29 PM | Last saved by: Petersonc
File: P:\2017\17M-00806-00 - Truro Creek Culvert Replacements\MMM Drawings\17M-00806-00 Truro Creek Culvert Replacements DD Winchester 08-15 concrete and reinforcing details.dwg | Layout: 14 Reinforcing Details (Sheet 5 of 5)