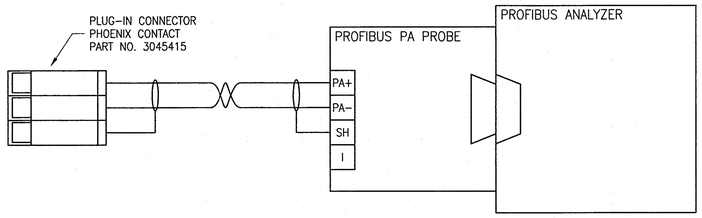

(A) PROFIBUS PA ANALYZER
1 : 5

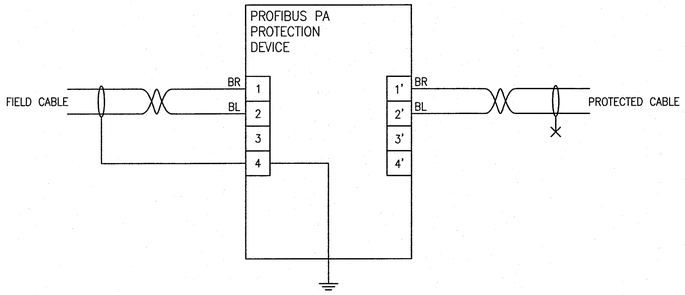

NOTES:
PROTECTOR MODULES ARE GROUNDED THROUGH DIN RAIL.
PROTECTOR MODULE PANELS SHALL BE GROUNDED WITH
MINIMUM 10 AWG GROUND CONDUCTOR IN CONDUIT.

(C) DEHN 920 244 PROTECTOR CONNECTION
NTS

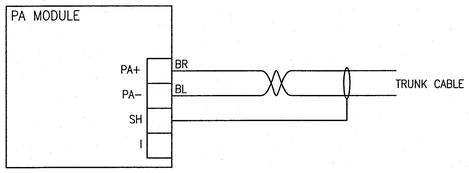

(E) TYPICAL PROFIBUS PA MODULE CONNECTION
1 : 5

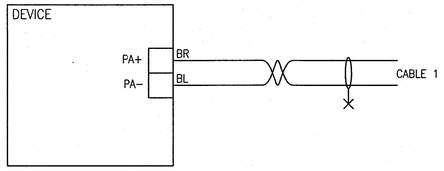

(B) TYPICAL PROFIBUS PA DEVICE CONNECTION
1 : 5

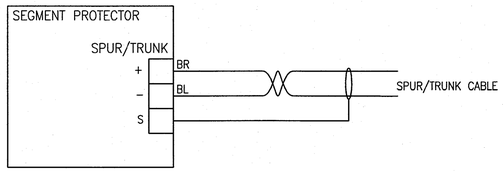

(D) TYPICAL PROFIBUS PA SEGMENT PROTECTOR CONNECTION
1 : 5

GENERAL NOTES:

1. PROVIDE WIRE BARREL FERRULES FOR ALL CONNECTIONS TO TERMINALS.
2. CONTRACTOR TO VERIFY CONNECTION DETAILS AND INSTRUMENT TYPICAL ASSIGNMENT BEFORE COMMENCING WORK.

REFERENCE DRAWINGS	DESCRIPTION
–	–

APEGM Certificate of Authorization
SNC-Lavalin Inc.
No. 4489

NO.	REVISIONS	DATE	DESIGN	CHECK
00	ISSUED FOR CONSTRUCTION – 976-2016	2017/04/05	MW	PC

CH2MHILL. SNC·LAVALIN KGS GROUP

DESIGNED BY: M. WANG	CHECKED BY: P. CHICATUN
DRAWN BY: M. WANG	APPROVED BY: E. RYCZKOWSKI
SCALE: NTS	ISSUED FOR CONSTRUCTION BY: J. SHUMKA
DATE: 2015/10/09	DATE: 2017/04/05
CONSULTANT NO.: 474248	

ENGINEER'S SEAL
PROVINCE OF MANITOBA
CHICATUN
Member
30307
REGISTERED PROFESSIONAL ENGINEER
Apr. 03, 2017

Winnipeg
THE CITY OF WINNIPEG
WATER AND WASTE DEPARTMENT

SOUTH END WATER POLLUTION CONTROL CENTRE
SEWPCC UPGRADING/EXPANSION PROJECT
AUTOMATION

PROFIBUS PA WIRING DETAILS

CITY DRAWING NUMBER	SHEET	REV.	SIZE
1-0102-ADTL-A021	001	00	A1

A1 SIZE – 594mm x 841mm

LAST SAVE: 2017/04/03 – 8:54am
PATH: C:\pw_workdir\ch2mhill_wbg\ve006717\d0355981\1-0102-ADTL-A021.dwg

PLOT DATE: Apr 03, 2017 – 8:54am
FILE NAME:1-0102-ADTL-A021.dwg