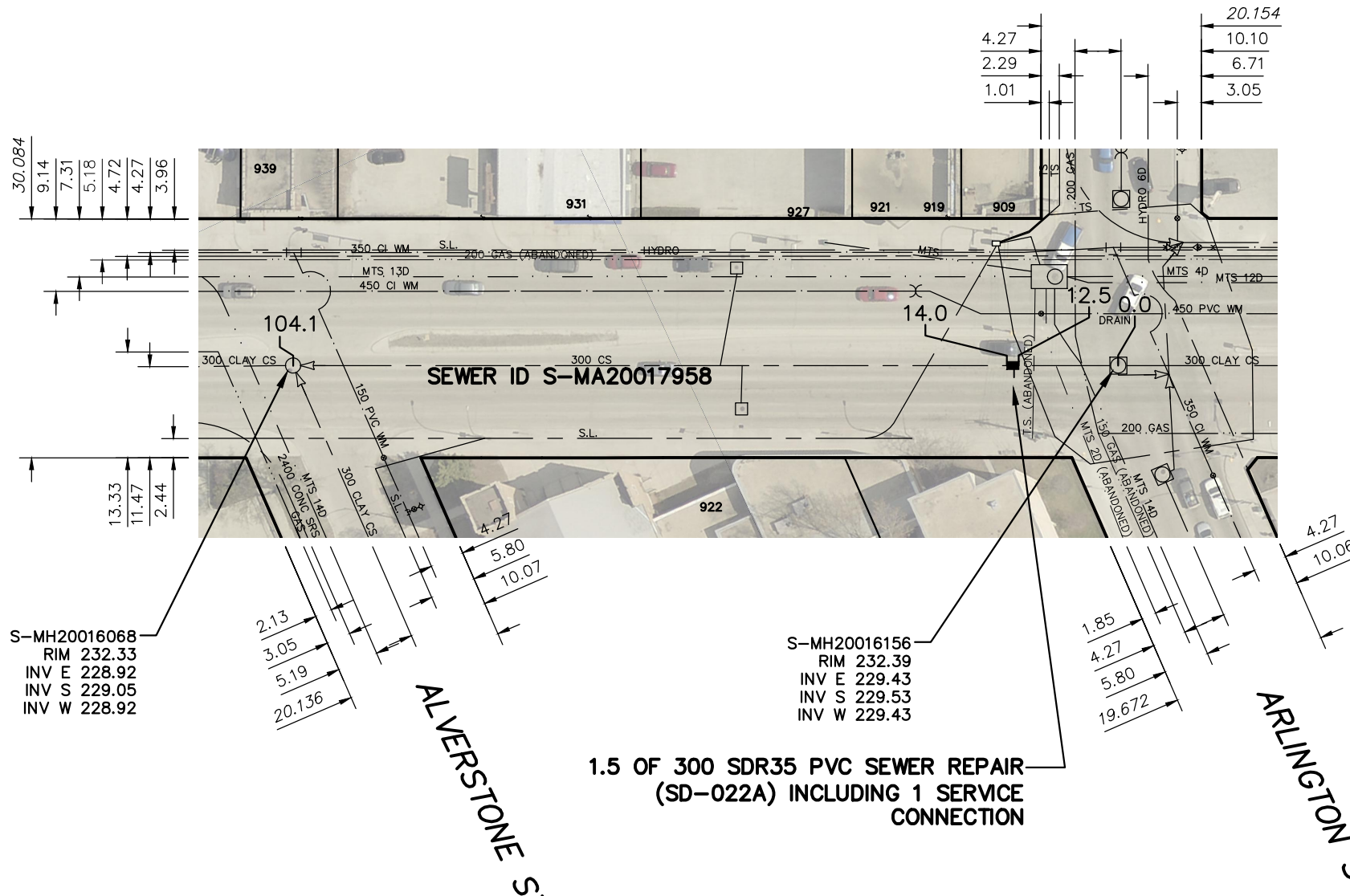
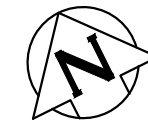


NOTRE DAME AVENUE

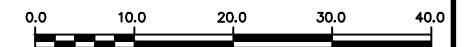


SEWER JUNCTION INFORMATION FROM SEWER VIDEO INSPECTION		
SEWER ID S-MA20017958		
DISTANCE FROM MH ID S-MH20016156		
DISTANCE	DIAMETER	CLOCK
11.2	150	3
13.1	150	10
21.9	150	10
22.6	150	2
36.8	150	9
43.0	150	3
49.8	150	9
50.7	150	3
51.9	150	10
62.7	150	3
71.7	150	10
82.1	150	3
87.6	150	9
102.8	150	2

FOR INDEX SEE 11308

METRIC

WHOLE NUMBERS INDICATE MILLIMETRES
DECIMALIZED NUMBERS INDICATE METRES



WARNING

IF POWER EQUIPMENT OR EXPLOSIVES ARE TO BE USED FOR EXCAVATION ON THIS PROJECT THE CONTRACTOR MUST:

- 1) NOTIFY THE GAS COMPANY OF THE PROPOSED LOCATION OF EXCAVATION.
- 2) TAKE PRECAUTION TO AVOID DAMAGE TO GAS COMPANY INSTALLATIONS.

SEE PROVINCIAL REGULATION 210/72 FOR DETAILS

1.5 OF 300 SDR35 PVC SEWER REPAIR (SD-022A) INCLUDING 1 SERVICE CONNECTION

<p>LOCATION APPROVED UNDERGROUND STRUCTURES</p> <p>SUPV. U/G STRUCTURES COMMITTEE _____ DATE _____</p> <p>NOTE: LOCATION OF UNDERGROUND STRUCTURES AS SHOWN ARE BASED ON THE BEST INFORMATION AVAILABLE BUT NO GUARANTEE IS GIVEN THAT ALL EXISTING UTILITIES ARE SHOWN OR THAT THE GIVEN LOCATIONS ARE EXACT. CONFIRMATION OF EXISTENCE AND EXACT LOCATION OF ALL SERVICES MUST BE OBTAINED FROM THE INDIVIDUAL UTILITIES BEFORE PROCEEDING WITH CONSTRUCTION.</p>	<p>B.M. ELEV.</p> <table border="1" style="width:100%; height: 100px;"> <tr><td> </td><td> </td><td> </td><td> </td></tr> <tr><td> </td><td> </td><td> </td><td> </td></tr> <tr><td> </td><td> </td><td> </td><td> </td></tr> <tr><td> </td><td> </td><td> </td><td> </td></tr> <tr><td> </td><td> </td><td> </td><td> </td></tr> <tr><td> </td><td> </td><td> </td><td> </td></tr> <tr><td> </td><td> </td><td> </td><td> </td></tr> <tr><td> </td><td> </td><td> </td><td> </td></tr> <tr><td> </td><td> </td><td> </td><td> </td></tr> <tr><td> </td><td> </td><td> </td><td> </td></tr> <tr><td> </td><td> </td><td> </td><td> </td></tr> </table>																																													<table border="1" style="width:100%; height: 100px;"> <tr> <td>DESIGNED BY</td> <td>TS</td> <td>CHECKED BY</td> <td>SC</td> </tr> <tr> <td>DRAWN BY</td> <td>RJ</td> <td>APPROVED BY</td> <td>KZ</td> </tr> <tr> <td>SCALE:</td> <td rowspan="2">1:750</td> <td>RELEASED FOR CONSTRUCTION</td> <td rowspan="2">K. ZUREK</td> </tr> <tr> <td>HORIZONTAL</td> <td>DATE</td> <td>2016 11 14</td> </tr> <tr> <td>VERTICAL</td> <td>DATE</td> <td>2016 11 18</td> <td>DATE</td> <td>2016 11 14</td> </tr> <tr> <td colspan="2">NO.</td> <td colspan="2">REVISIONS</td> <td>DATE</td> <td>BY</td> </tr> </table>	DESIGNED BY	TS	CHECKED BY	SC	DRAWN BY	RJ	APPROVED BY	KZ	SCALE:	1:750	RELEASED FOR CONSTRUCTION	K. ZUREK	HORIZONTAL	DATE	2016 11 14	VERTICAL	DATE	2016 11 18	DATE	2016 11 14	NO.		REVISIONS		DATE	BY	<p>ENGINEER'S SEAL</p> <p>ORIGINAL SIGNED BY S.R.J. COURNOYER 16/11/14</p> <p>CONSULTANT DRAWING NUMBER _____</p>	<p style="text-align: center;">THE CITY OF WINNIPEG</p> <p style="text-align: center;">WATER AND WASTE DEPARTMENT ENGINEERING DIVISION</p> <p style="text-align: center;">2016 SEWER MAIN RENEWALS BY EXTERNAL POINT REPAIR NOTRE DAME AVENUE MH AT ARLINGTON STREET TO MH AT ALVERSTONE STREET</p>	<p>SHEET 17 OF 29</p> <p>CITY DRAWING NUMBER</p> <p style="font-size: 24pt; text-align: center;">11324</p>
DESIGNED BY	TS	CHECKED BY	SC																																																																								
DRAWN BY	RJ	APPROVED BY	KZ																																																																								
SCALE:	1:750	RELEASED FOR CONSTRUCTION	K. ZUREK																																																																								
HORIZONTAL		DATE		2016 11 14																																																																							
VERTICAL	DATE	2016 11 18	DATE	2016 11 14																																																																							
NO.		REVISIONS		DATE	BY																																																																						