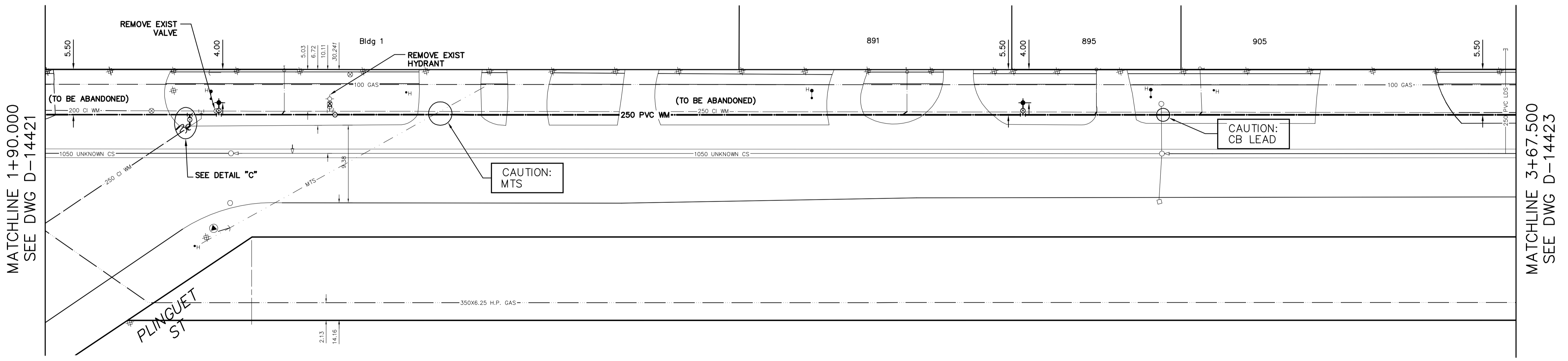
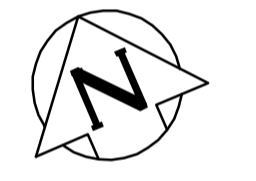


NOTE: CHAINAGES SHOWN ARE ALONG N. \perp OF MISSION STREET

MISSION STREET



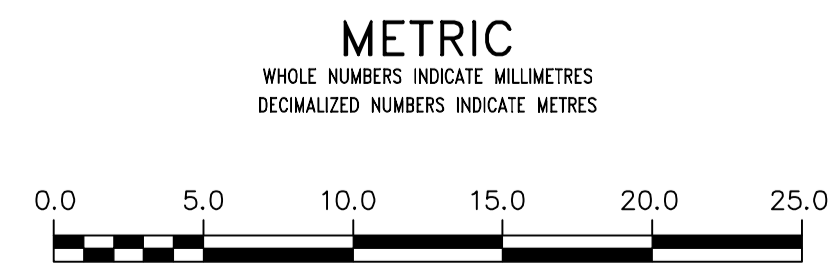
FOR WATER TABLE SEE D-14424

FOR INDEX SEE D-14412

ALL CORP CONNECTIONS MAY NOT BE REPRESENTATIVE OF ACTUAL LOCATION

CAUTION GAS ON N SIDE

NOTE: ALL VALVES TO BE INSTALLED COUNTERCLOCKWISE TO CLOSE



WARNING
IF POWER EQUIPMENT OR EXPLOSIVES ARE TO BE USED FOR EXCAVATION ON THIS PROJECT THE CONTRACTOR MUST:
1) NOTIFY THE GAS COMPANY OF THE PROPOSED LOCATION OF EXCAVATION.
2) TAKE PRECAUTION TO AVOID DAMAGE TO GAS COMPANY INSTALLATIONS.
SEE PROVINCIAL REGULATION 210/72 FOR DETAILS

LOCATION APPROVED UNDERGROUND STRUCTURES
SUPV. U/G STRUCTURES COMMITTEE DATE
NOTE: LOCATION OF UNDERGROUND STRUCTURES AS SHOWN ARE BASED ON THE BEST INFORMATION AVAILABLE BUT NO GUARANTEE IS GIVEN THAT ALL EXISTING UTILITIES ARE SHOWN OR THAT THE GIVEN LOCATIONS ARE EXACT. CONFIRMATION OF EXISTENCE AND EXACT LOCATION OF ALL SERVICES MUST BE OBTAINED FROM THE INDIVIDUAL UTILITIES BEFORE PROCEEDING WITH CONSTRUCTION.

NO.	REVISIONS	DATE	BY

DESIGNED BY	ML	CHECKED BY	SC
DRAWN BY	RJ	APPROVED BY	KZ
SCALE:	HORIZONTAL 1:250 VERTICAL 1:50		
DATE	2016 11 01	DATE	2016 10 31
PLOT DATE: 2016 11 01		KAS ZUREK	

ENGINEER'S SEAL
ORIGINAL SIGNED BY S.J.R. COURNOYER 16/10/31
CONSULTANT DRAWING NUMBER

THE CITY OF WINNIPEG
WATER AND WASTE DEPARTMENT
ENGINEERING DIVISION

2016 WATER MAIN RENEWALS
CONTRACT 13
MISSION STREET
5 E OF PLINGUET STREET TO
167 E OF PLINGUET STREET

SHEET 11 OF 15
CITY DRAWING NUMBER
D-14422