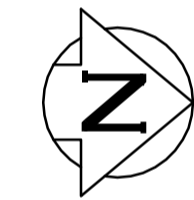
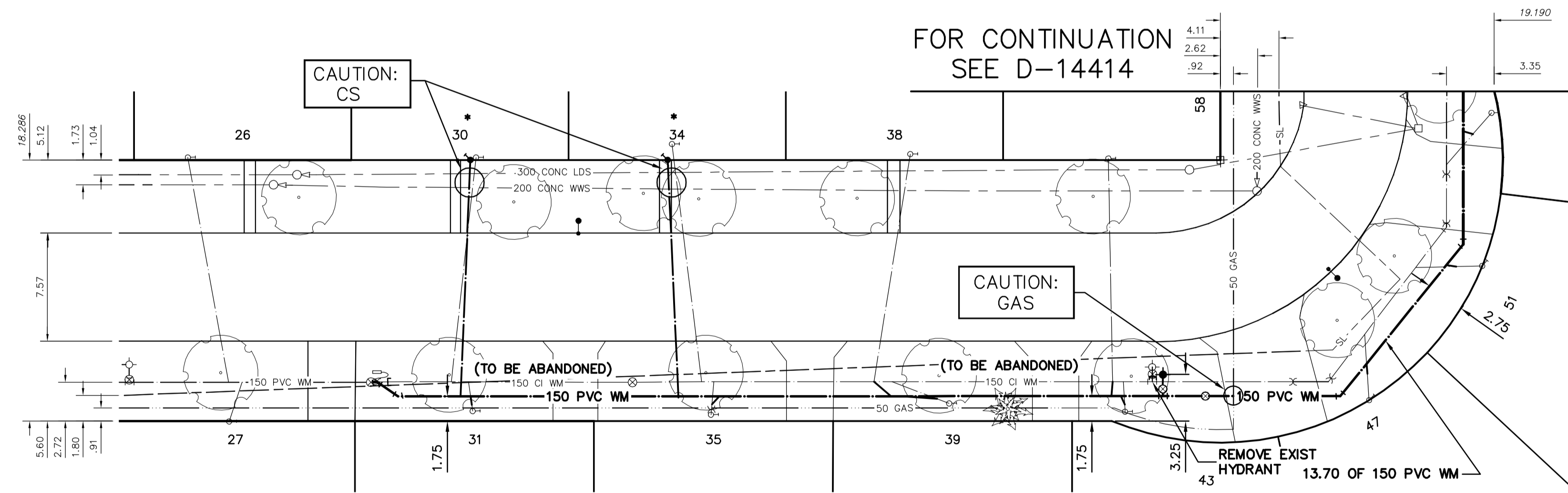


NOTE: CHAINAGES SHOWN ARE ALONG E. R OF BISSETT CRES.

BISSETT CRESSENT

FOR CONTINUATION SEE D-14414



WATER SERVICE INFORMATION

ADDRESS	SIZE (mm) MATERIAL (STREET)	SIZE (mm) MATERIAL (PROP.)	SHORT & LONG MEASUREMENT	CORP. LOCATION	REMARKS
26 BISSETT AVE RESIDENTIAL	20 CU	20 CU	2.35 NSL HSE	2.8 N OF S/C	OUTSIDE LIMITS
27 BISSETT AVE RESIDENTIAL	20 CU	20 CU	81.360 NNL VOYAGEUR AVE	0.9 N OF S/C	OUTSIDE LIMITS
30 BISSETT AVE RESIDENTIAL	20 CU	20 CU	5.60 NSL HSE	1.8 S OF S/C	RENEW SERVICE TO R/W/20 CU (DUE TO TREE)
31 BISSETT AVE RESIDENTIAL	20 CU	20 CU	84.260 NNL VOYAGEUR AVE	0.4 S OF S/C	RECONNECTED SERVICE
34 BISSETT AVE RESIDENTIAL	20 CU	20 CU	6.17 NSL HSE	2.0 N OF S/C	RENEW SERVICE TO R/W/20 CU (DUE TO TREE)
35 BISSETT AVE RESIDENTIAL	20 CU	20 CU	101.575 NNL VOYAGEUR AVE	0.2 N OF S/C	RECONNECTED SERVICE
38 BISSETT AVE RESIDENTIAL	20 CU	20 CU	114.080 NNL VOYAGEUR AVE	2.6 S OF S/C	RECONNECTED SERVICE
39 BISSETT AVE RESIDENTIAL	20 CU	20 CU	6.51 NSL HSE	4.0 S OF S/C	RECONNECTED SERVICE
43 BISSETT AVE RESIDENTIAL	20 CU	20 CU	181.994 NNL VOYAGEUR AVE	OPP OF S/C	RECONNECTED SERVICE
47 BISSETT AVE RESIDENTIAL	20 CU	20 CU	134.693 NNL VOYAGEUR AVE	2.6 N OF S/C	RECONNECTED SERVICE
51 BISSETT AVE RESIDENTIAL	20 CU	20 CU	2.10 NSL HSE	3.6 E OF S/C	RECONNECTED SERVICE
55 BISSETT AVE RESIDENTIAL	20 CU	20 CU	147.027 NNL VOYAGEUR AVE	2.7 W OF S/C	RECONNECTED SERVICE
58 BISSETT AVE RESIDENTIAL	20 CU	20 CU	4.32 NSL HSE	3.6 E OF S/C	RECONNECTED SERVICE
59 BISSETT AVE RESIDENTIAL	20 CU	20 CU	83.853 EEL CAVALIER DR	OPP OF S/C	RECONNECTED SERVICE
64 BISSETT AVE RESIDENTIAL	20 CU	20 CU	63.745 EEL CAVALIER DR	1.8 S OF S/C	SERVICED OFF CAVALIER DR
1005 CAVALIER DR RESIDENTIAL	20 CU	20 CU	74.442 EEL CAVALIER DR	1.7 S OF S/C	SERVICED OFF CAVALIER DR
			3.22 WEL BLDG	1.7 S OF S/C	OUTSIDE LIMITS
			3.72 NSL HSE	1.7 S OF S/C	OUTSIDE LIMITS
			145.732 NNL VOYAGEUR AVE	1.7 S OF S/C	OUTSIDE LIMITS
			6.10 EWL HSE		
			45.654 EEL CAVALIER DR		
			8.907 SSL OF BISSETT CRES		
			1.23 EWL HSE		
			4.600 NNL BISSETT CRES		

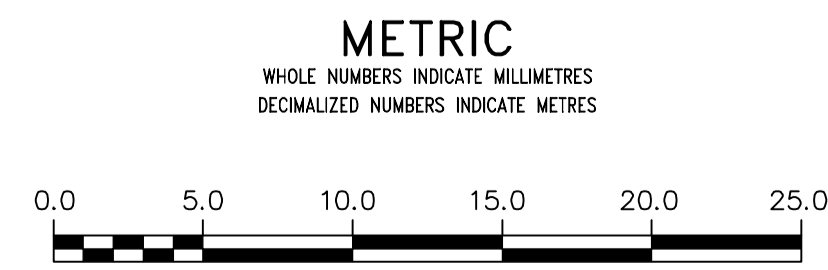
* SERVICES TO BE RENEWED TO R. ALL OTHERS TO BE RECONNECTED

76 TO VOYAGEUR AVE

CAUTION: GAS ON EAST SIDE

FOR INDEX SEE D-14412

NOTE: ALL VALVES TO BE INSTALLED CLOCKWISE TO CLOSE



LOCATION APPROVED UNDERGROUND STRUCTURES

SUPV. U/G STRUCTURES COMMITTEE	DATE
NOTE:	LOCATION OF UNDERGROUND STRUCTURES AS SHOWN ARE BASED ON THE BEST INFORMATION AVAILABLE BUT NO GUARANTEE IS GIVEN THAT ALL EXISTING UTILITIES ARE SHOWN OR THAT THE GIVEN LOCATIONS ARE EXACT. CONFIRMATION OF EXISTENCE AND EXACT LOCATION OF ALL SERVICES MUST BE OBTAINED FROM THE INDIVIDUAL UTILITIES BEFORE PROCEEDING WITH CONSTRUCTION.

B.M. ELEV.	
DESIGNED BY	ML
CHECKED BY	SC
DRAWN BY	RS
APPROVED BY	KZ
SCALE:	
HORIZONTAL	1:250
VERTICAL	1:50
RELEASED FOR CONSTRUCTION	KAS ZUREK
DATE	2016 11 01
DATE	2016 10 31
PLT DATE:	2016 11 01

ENGINEER'S SEAL	
ORIGINAL SIGNED BY S.J.R. COUNROYER	16/10/31
CONSULTANT DRAWING NUMBER	

THE CITY OF WINNIPEG
WATER AND WASTE DEPARTMENT
ENGINEERING DIVISION

2016 WATERMAIN RENEWALS
CONTRACT 13
BISSETT CRESSENT
76 N OF VOYAGEUR AVENUE TO
97 N OF VOYAGEUR AVENUE

SHEET 2 OF 15
CITY DRAWING NUMBER
D-14413