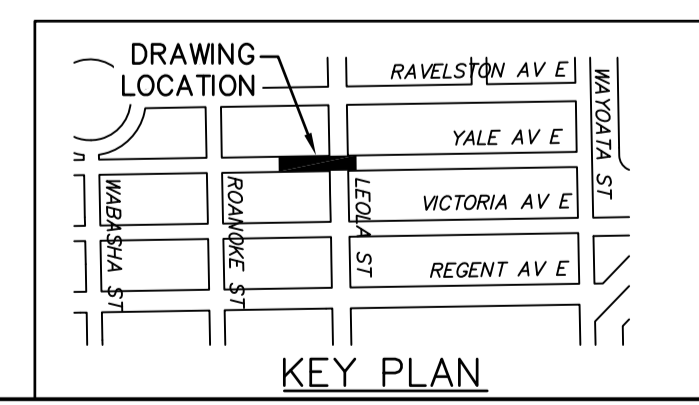
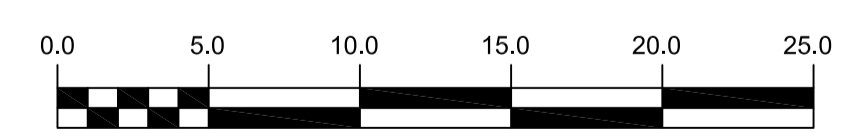
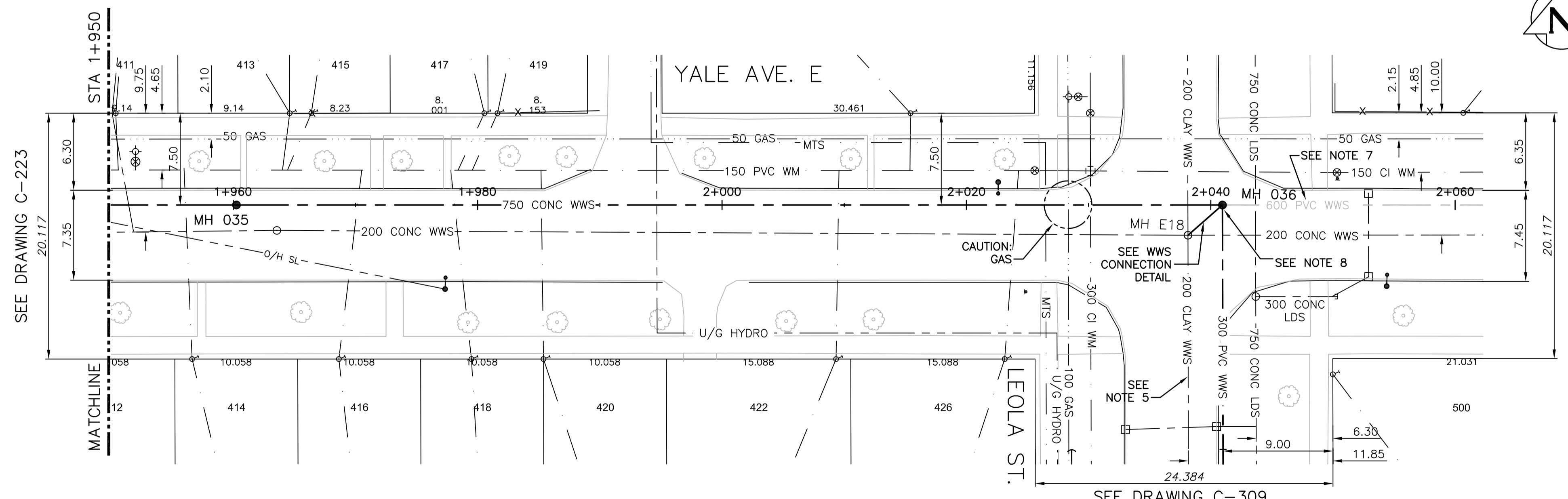


NOTE: CHAINAGES SHOWN ARE ALONG CL OF PROPOSED PIPE

WARNING
 IF POWER EQUIPMENT OR EXPLOSIVES ARE TO BE USED FOR EXCAVATION ON THIS PROJECT THE CONTRACTOR MUST:
 1) NOTIFY THE GAS COMPANY OF THE PROPOSED LOCATION OF EXCAVATION.
 2) TAKE PRECAUTION TO AVOID DAMAGE TO GAS COMPANY INSTALLATIONS. SEE PROVINCIAL REGULATION 210/72 FOR DETAILS.

- CONSTRUCTION NOTES:**
- SEWER AND WATER SERVICES SHOWN ON DRAWING ARE APPROXIMATE ONLY.
 - LOCATION OF ALL SEWER AND WATER LINES TO BE CONFIRMED IN FIELD.
 - INSTALL NEW SEWER BY TRENCHLESS METHODS, UNLESS OTHERWISE NOTED.
 - FRONT ACCESS TO ALL YALE AVENUE PROPERTIES TO BE MAINTAINED AT ALL TIMES DURING CONSTRUCTION PERIOD.
 - EXISTING 200 WWS ON LEOLA STREET TO BE ABANDONED AFTER ALL LIVE CONNECTIONS DIVERTED TO NEW 300 PVC WWS AS PER SPECIFICATIONS.
 - CONTRACT 2 FINISHES AT MANHOLE MH 036 WITH MANHOLE TO INCLUDE HOLE FOR FUTURE 600 PIPE FROM EAST. HOLE TO BE SECURELY BOARDED UP.
 - UPSTREAM 600 PIPE NOT IN CONTRACT 2. PROVISION FOR FUTURE CONTRACT 3 CONNECTION TO BE PROVIDED ENSURING NEW MH 036 HAS SUITABLE PRE-CORED HOLE IN PLACE.
 - MANHOLE MH 036 TO HAVE TWIN DROP MANHOLE ARRANGEMENT AS PER CITY OF WINNIPEG SD-010D.



200 WM	WATERMAIN	200 WM	SL - HYDRO	150 WM	WATERMAIN	150 WM
⊕	HYDRANT	⊕	MTS	⊕	HYDRANT	⊕
⊙	VALVE	⊙	TRAFFIC SIGNALS	⊙	VALVE	⊙
525 LDS	LAND DRAINAGE SEWER	525 LDS	50 GAS	300 LOS	LAND DRAINAGE SEWER	300 LDS
375 WWS	WASTEWATER SEWER	375 WWS	50 GAS	250 WWS	WASTEWATER SEWER	250 WWS
○	MANHOLE	●	⊗	⊗	⊗	⊗
□	CATCH BASIN	■	• • •	• • •	• • •	• • •
▽	CURB INLET	▾	• • •	• • •	• • •	• • •
⊕	JUNCTIONS	⊕	• • •	• • •	• • •	• • •
⊕	CULVERT	⊕	• • •	• • •	• • •	• • •
⊕	ANODE	⊕	• • •	• • •	• • •	• • •
---	EXISTING	---	---	---	---	---
---	LEGEND-PLAN	---	---	---	---	---

LOCATION APPROVED UNDERGROUND STRUCTURES

DATE: _____

NOTE:
 LOCATION OF UNDERGROUND STRUCTURES AS SHOWN ARE BASED ON THE BEST INFORMATION AVAILABLE BUT NO GUARANTEE IS GIVEN THAT ALL EXISTING UTILITIES ARE SHOWN OR THAT THE GIVEN LOCATIONS ARE EXACT. CONFIRMATION OF EXISTENCE AND EXACT LOCATION OF ALL SERVICES MUST BE OBTAINED FROM THE INDIVIDUAL UTILITIES BEFORE PROCEEDING WITH CONSTRUCTION.

DESIGNED BY	MAF	CHECKED BY	MD
DRAWN BY	JBC	APPROVED BY	ES
SCALE:	HORIZONTAL 1:250	RELEASED FOR CONSTRUCTION	KZ
VERTICAL	1:50	DATE	2016-09-15



THE CITY OF WINNIPEG
 WATER AND WASTE DEPARTMENT
 ENGINEERING DIVISION

TRANSCONA SEWER RELIEF WORKS
 CONTRACT NO. 2
 YALE AV E
 FROM STA 1+950 TO LEOLA STREET

SHEET 13 OF 22
 CITY DRAWING NUMBER
 LD-7911