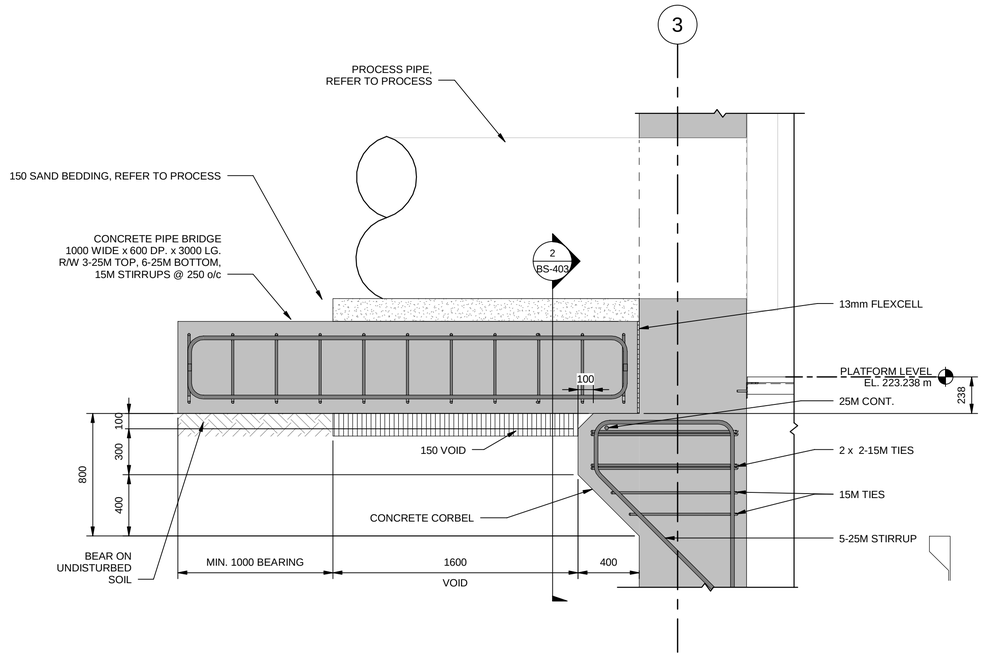

DRAWING NOTE:

WALL REINFORCING NOT SHOWN FOR CLARITY.

TYPICAL 1050Ø PIPE BRIDGE DETAIL 1

BS-403 | REF: BS-301 | SCALE: 1 : 20

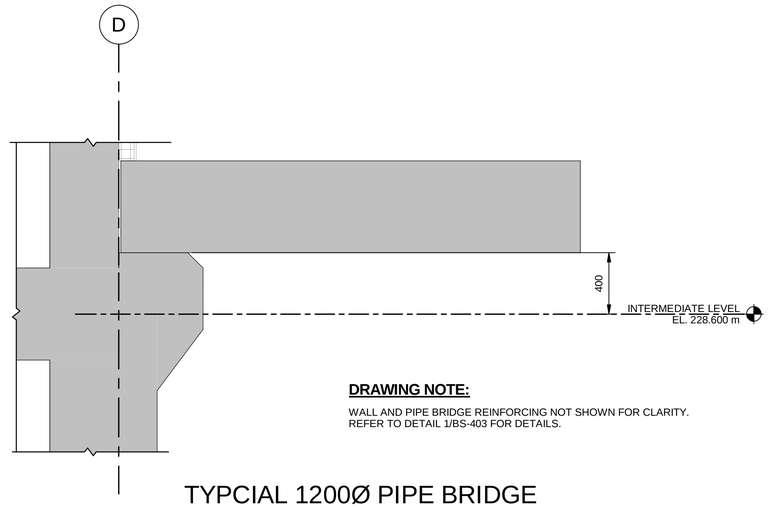

DRAWING NOTE:

WALL AND PIPE BRIDGE REINFORCING NOT SHOWN FOR CLARITY.
REFER TO DETAIL 1/BS-403 FOR DETAILS.

TYPCIAL 1200Ø PIPE BRIDGE DETAIL 3

BS-403 | REF: BS-302 | SCALE: 1 : 20

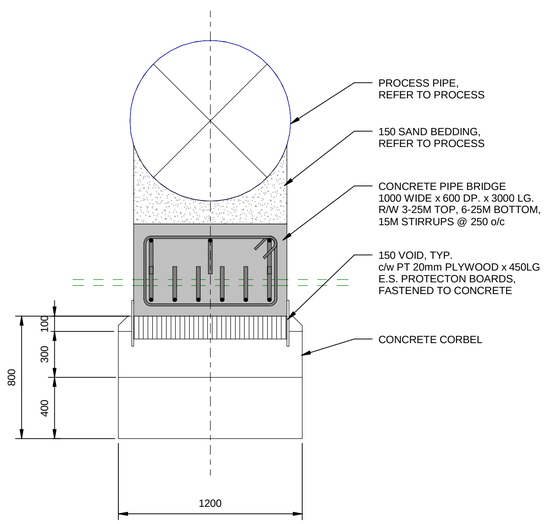

TYPICAL PIPE BRIDGE CORBEL DETAIL 2

BS-403 | REF: BS-403 | SCALE: 1 : 20

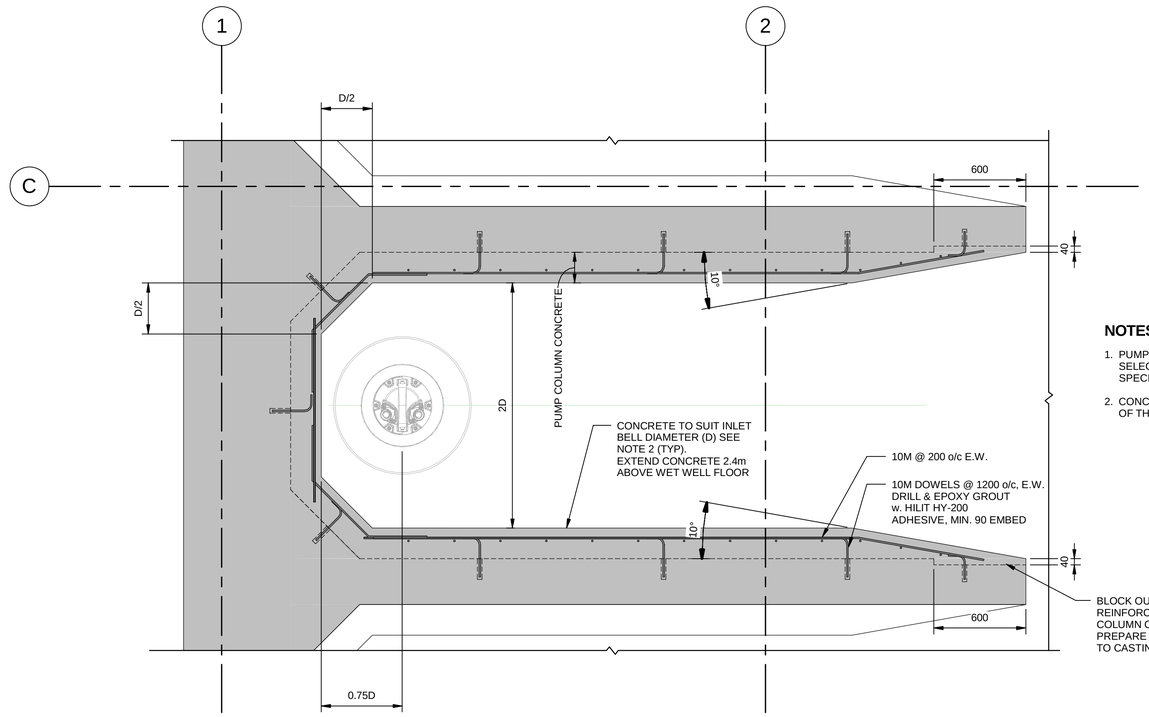

NOTES

1. PUMP COLUMN DIAMETER (D) SHALL SUIT SELECTED PUMPS IN ACCORDANCE WITH SPECIFICATIONS.
2. CONCRETE SHALL SUIT INLET BELL DIAMETER OF THE SELECTED PUMPS.

TYPICAL PUMP COLUMN CONCRETE DETAIL 4

BS-403 | REF: BS-101 | SCALE: 1 : 20

METRIC
WHOLE NUMBERS INDICATE MILLIMETRES
DECIMALIZED NUMBERS INDICATE METRES

APEGM
Certificate of Authorization
AECOM Canada Ltd.
No. 4671 Date:_____

UNDERGROUND STRUCTURES

SUPV. U/G STRUCTURES | DATE

LOCATION OF UNDERGROUND STRUCTURES AS SHOWN ARE BASED ON THE BEST INFORMATION AVAILABLE BUT NO GUARANTEE IS GIVEN THAT ALL EXISTING UTILITIES ARE SHOWN OR THAT THE GIVEN LOCATIONS ARE EXACT. CONFIRMATION OF EXISTENCE AND EXACT LOCATION OF ALL SERVICES MUST BE OBTAINED FROM THE INDIVIDUAL UTILITIES BEFORE PROCEEDING WITH CONSTRUCTION.

B.M. ELEV.

NO.	REVISIONS	DATE	BY
O	ISSUED FOR TENDER	17/01/09	KK

AECOM

DESIGNED BY	KK/JT	CHECKED BY	SBB
DRAWN BY	KK	APPROVED BY	AN
HOR. SCALE / VERTICAL	AS SHOWN	RELEASED FOR CONSTRUCTION	
DATE	06/01/2016	DATE	

ENGINEER'S SEAL
PROVINCE OF MANITOBA
J.A. THOMPSON
Member
30632
REGISTERED PROFESSIONAL ENGINEER

CONSULTANT PROJECT NUMBER
60321148

Winnipeg
THE CITY OF WINNIPEG
PUBLIC WORKS DEPARTMENT

WAVERLEY STREET UNDERPASS AT CN MILE 3.89 RIVERS SUB
CONTRACT 2: UNDERPASS STRUCTURE, RAILWORKS, ROADWORKS, LAND DRAINAGE SEWER, PUMPING STATION AND LANDSCAPING WORKS

PUMPING STATION
DETAILS

CITY DRAWING NUMBER: U-239-2016-C2-BS-403
SHEET 16 OF 16
CONSULTANT DRAWING NUMBER: C2-BS-403

P:\60321148\900-Work\910-CAD\99-SUPPORT\PROJECT_TITLE_BLOCKS\Title Block for Pump Station works\163353-XTB-C1-CU.dwg