






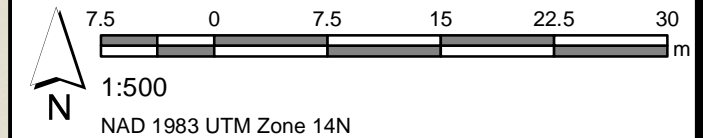


Winter Inspections

LEGEND

-  CS
-  CB Lead
-  SEWER MANHOLE
-  CATCH BASIN
-  SEWER PUMP STATION

SITE CONSIDERATIONS:
PUMP STATION ACCESS REQUIRED



Issue Status: Tender

Outfall Asset Number: S-MA20014505 - 48.7m

Upstream Sewer Asset Number: None - 0m

Upstream Manhole Coordinates: 632785.3537E, 5527193.6626N

Location: GRANITE WAY



Drawing: 307