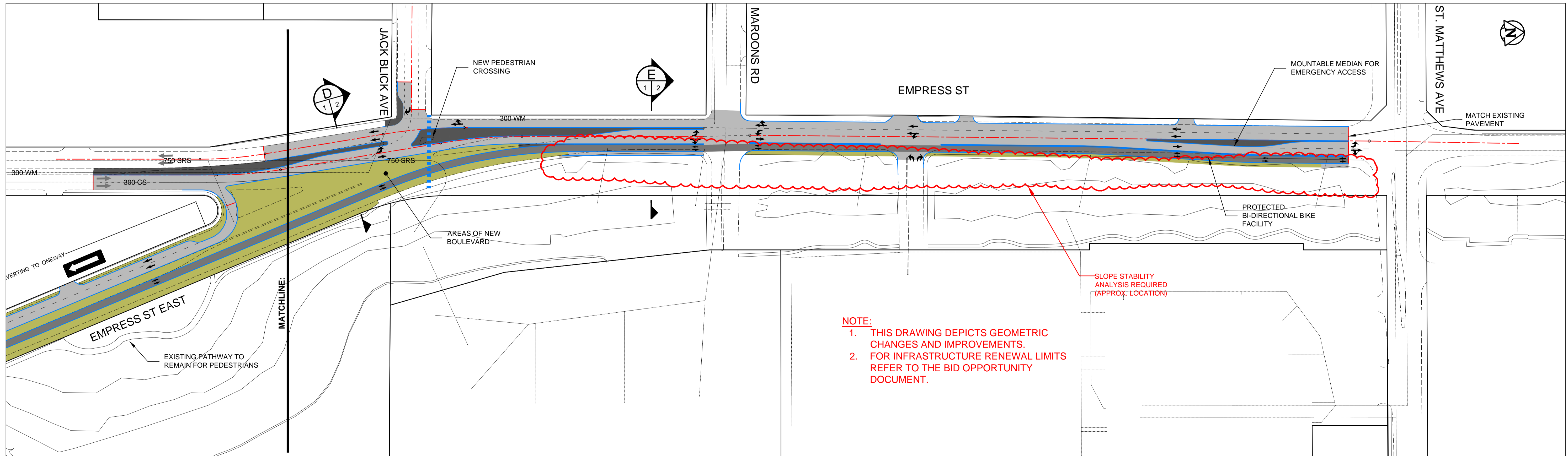
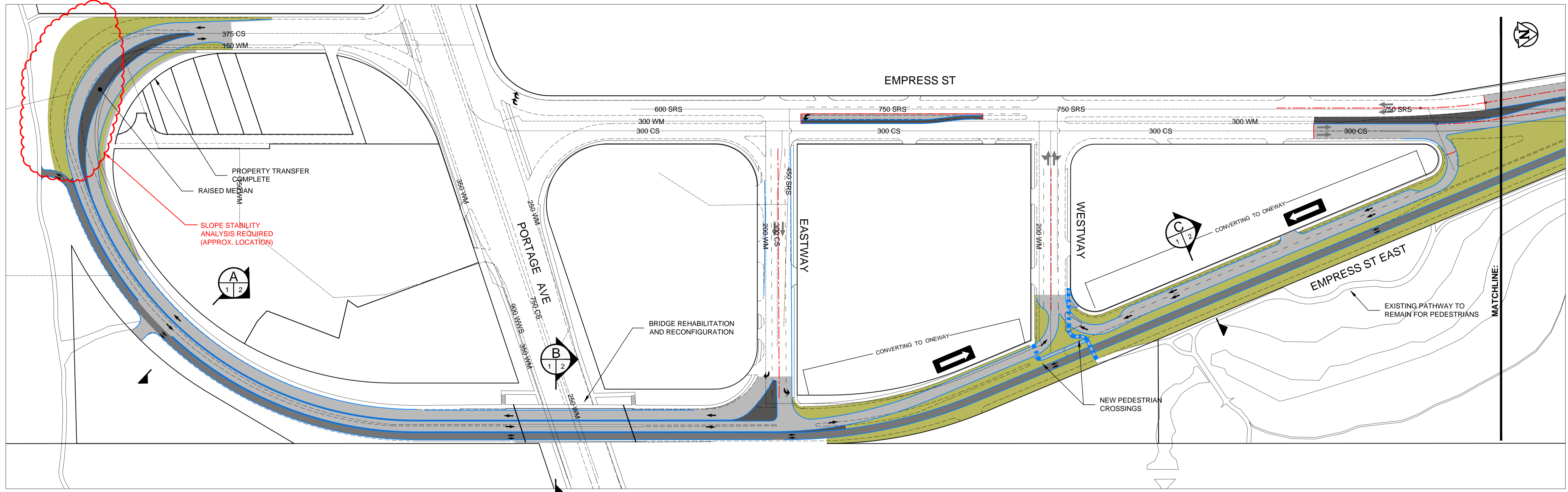


APPENDIX C – OPTIONAL GEOMETRIC FUNCTIONAL DESIGN



NOTE:
 1. THIS DRAWING DEPICTS GEOMETRIC CHANGES AND IMPROVEMENTS.
 2. FOR INFRASTRUCTURE RENEWAL LIMITS REFER TO THE BID OPPORTUNITY DOCUMENT.

CONCEPTUAL DESIGN
 FOR DISCUSSION PURPOSES ONLY

LOCATION APPROVED UNDERGROUND STRUCTURES

SUPV. U/G STRUCTURES COMMITTEE DATE
 NOTE:
 LOCATION OF UNDERGROUND STRUCTURES AS SHOWN ARE BASED ON THE BEST INFORMATION AVAILABLE BUT NO GUARANTEE IS GIVEN THAT ALL EXISTING UTILITIES ARE SHOWN OR THAT THE GIVEN LOCATIONS ARE EXACT. CONFIRMATION OF EXISTENCE AND EXACT LOCATION OF ALL SERVICES MUST BE OBTAINED FROM THE INDIVIDUAL UTILITIES BEFORE PROCEEDING WITH CONSTRUCTION.

B.M. ELEV.	NO.		REVISIONS	DATE	BY

DESIGNED BY MRD	CHECKED BY
DRAWN BY MRD	APPROVED BY
HOR. SCALE: 1:1000	RELEASED FOR CONSTRUCTION
VERTICAL:	DATE
DATE 2015-10-21	DATE

CONSULTANT DRAWING NO.

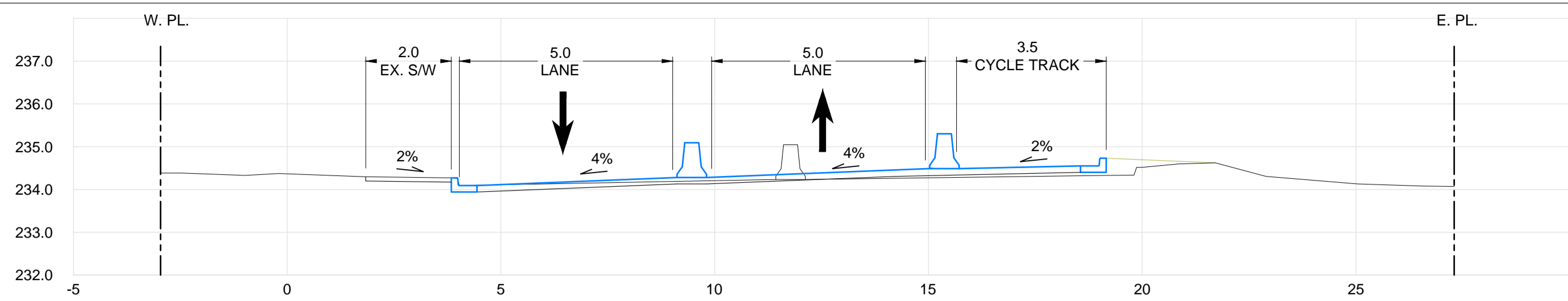
THE CITY OF WINNIPEG
 PUBLIC WORKS DEPARTMENT
 TRANSPORTATION DIVISION

EMPRESS STREET
 FROM PORTAGE AVE TO ST. MATTHEWS AVE
 CONCEPTUAL GEOMETRIC FUNCTIONAL DESIGN

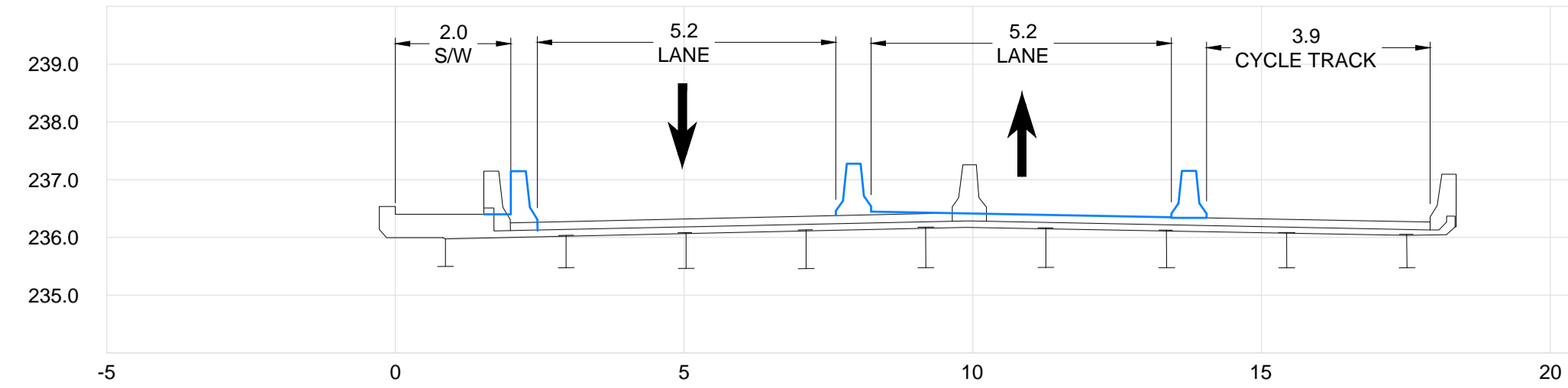
SHEET OF
1 2

CAD FILE DRAWING NUMBER
T/T-3312 Empress.dwg

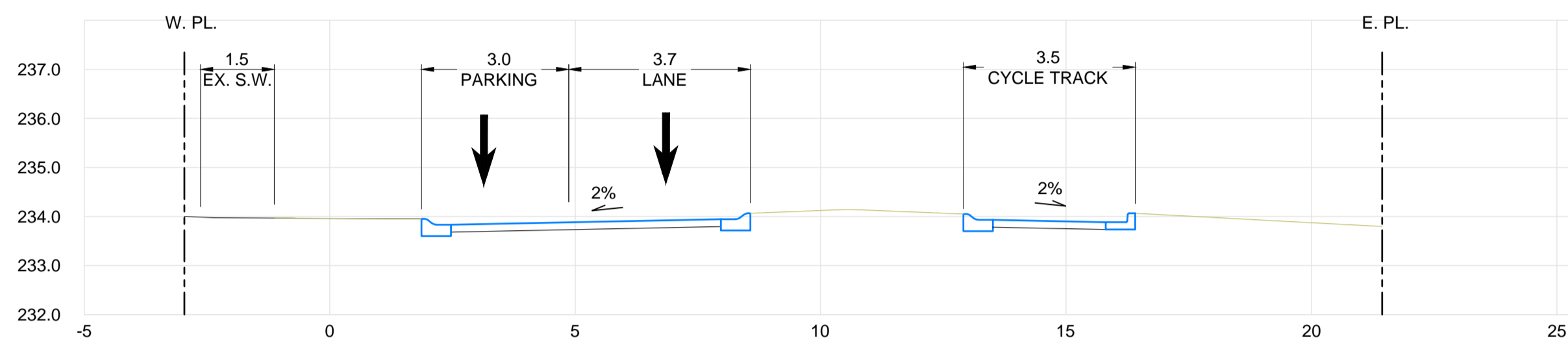
CITY DRAWING NUMBER
T-3312



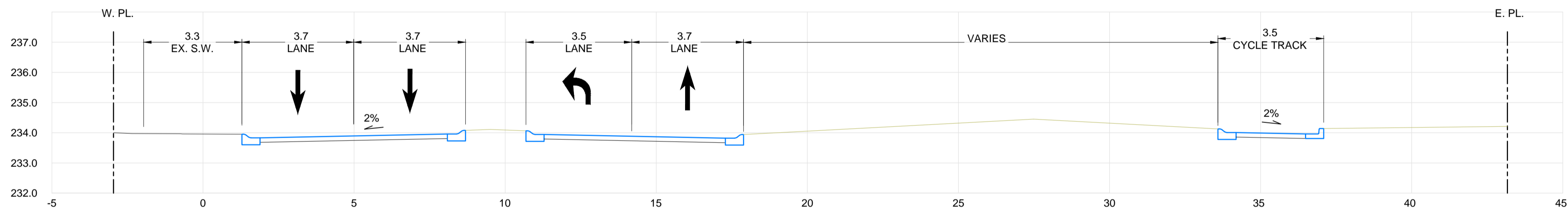
A SECTION
1:100



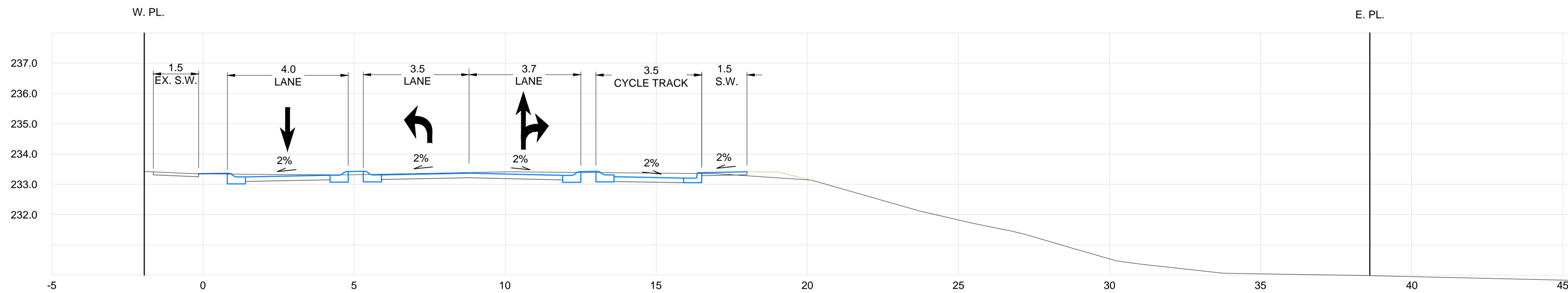
B SECTION
1:100



C SECTION
1:100



D SECTION
1:100



E SECTION
1:100

LOCATION APPROVED UNDERGROUND STRUCTURES

SUPV. U/G STRUCTURES COMMITTEE DATE

NOTE:
LOCATION OF UNDERGROUND STRUCTURES AS SHOWN ARE BASED ON THE BEST INFORMATION AVAILABLE BUT NO GUARANTEE IS GIVEN THAT ALL EXISTING UTILITIES ARE SHOWN OR THAT THE GIVEN LOCATIONS ARE EXACT. CONFIRMATION OF EXISTENCE AND EXACT LOCATION OF ALL SERVICES MUST BE OBTAINED FROM THE INDIVIDUAL UTILITIES BEFORE PROCEEDING WITH CONSTRUCTION.

B.M. ELEV.			
NO.	REVISIONS	DATE	BY

DESIGNED BY	MRD	CHECKED BY	
DRAWN BY	MRD	APPROVED BY	
HOR. SCALE:	1:1000	RELEASED FOR CONSTRUCTION	
VERTICAL:		DATE	
DATE	2015-10-21		

<p>THE CITY OF WINNIPEG PUBLIC WORKS DEPARTMENT TRANSPORTATION DIVISION</p>	<p>EMPRESS STREET FROM PORTAGE AVE TO ST. MATTHEWS AVE CONCEPTUAL GEOMETRIC FUNCTIONAL DESIGN</p>	SHEET OF	2 2
		CAD FILE DRAWING NUMBER	T/T-3312 Empress.dwg
CONSULTANT DRAWING NO.		CITY DRAWING NUMBER	T-3312

CONCEPTUAL DESIGN
FOR DISCUSSION PURPOSES ONLY