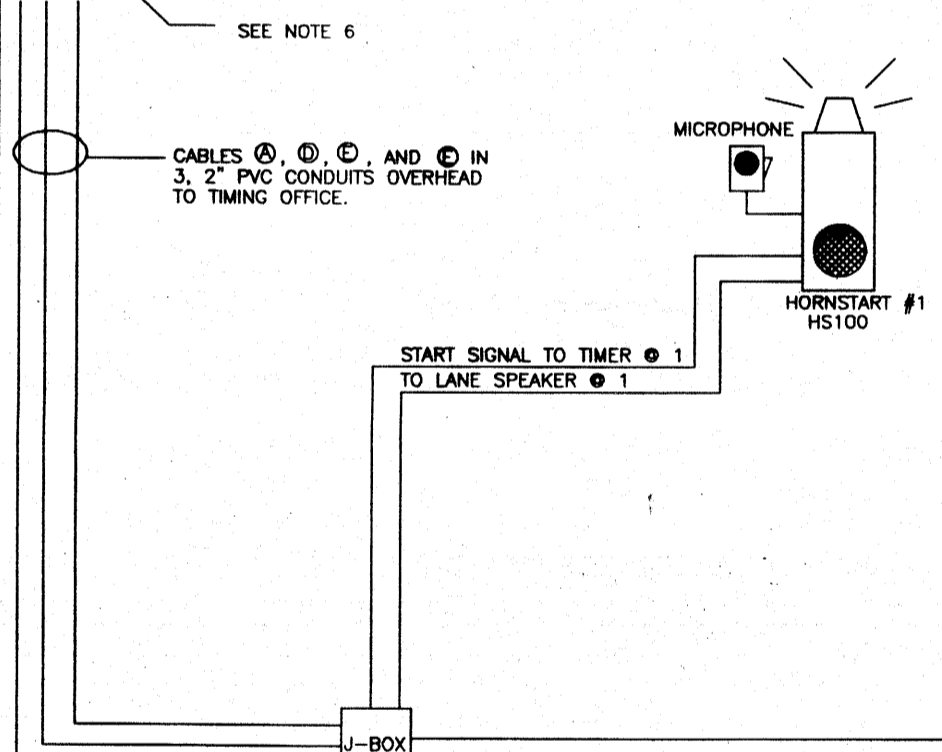


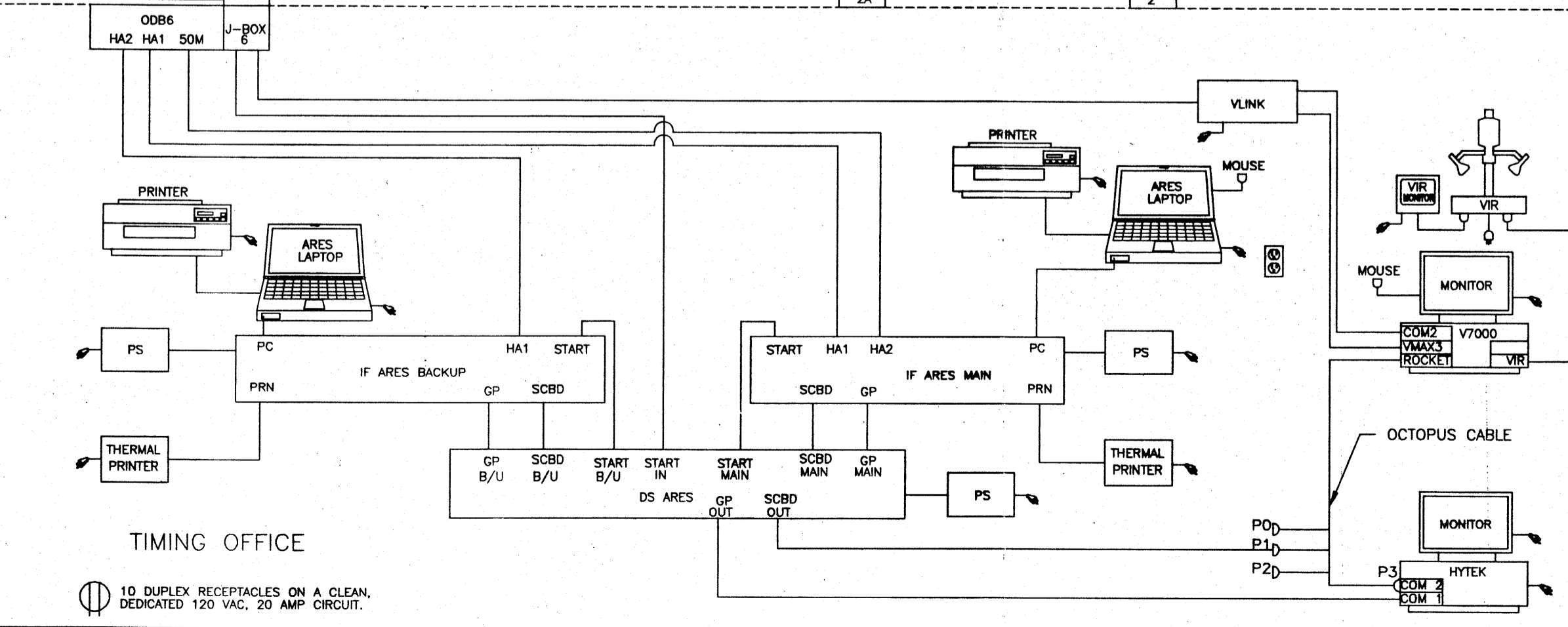
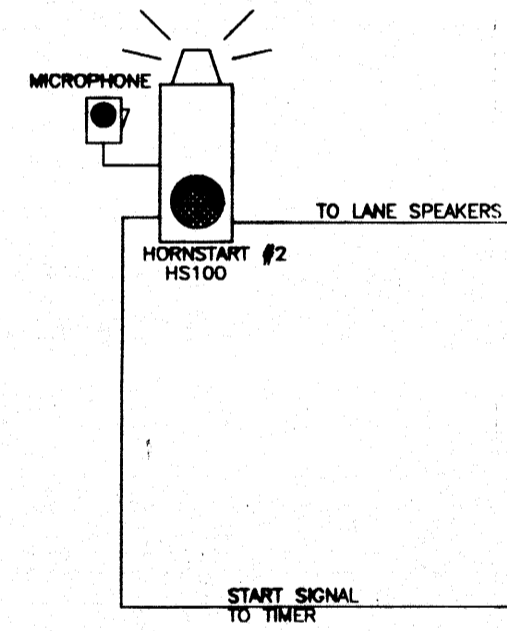
POWER REQUIREMENTS:

VOLTAGE-PRIMARY	120V/208	4 WIRE + GND
# OF PHASES	3	
AMPERES PER LINE	62	
MAXIMUM WATTS	22,400	
VOLTAGE-SECONDARY	N/A	



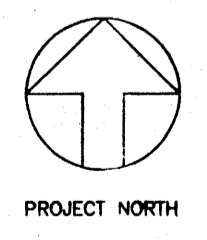
RTD INPUTS

RTD#	NAME	TYPE	SOURCE	PROTOCOL	BAUD	PARITY	DATA BITS	SIZE
RTD1	ARES ERTD	COM PORT	COM 1	ENHANCED	9600	EVEN	8	2048
RTD2	CRTD (ARES SWIM DIRECT UNT4, RTD2)	OTHER	COM 1	ENHANCED				2048
RTD3	NOT USED	OTHER	NOT USED	ENHANCED				2048
RTD4	CRTD (ARES WATER POLO UNT 4, RTD4)	OTHER	COM 2	ENHANCED				2048
RTD5	RESULTS	COM PORT	COM 2	STANDARD	9600	EVEN	7	2048
RTD6	CRTD (ARES SYNCRO SWIM UNT4 RETRO, RTD6)	OTHER	COM 2	ENHANCED				2048



- NOTES:**
1. ALL J-BOXES ARE 12"x12"x8" UNLESS NOTED. J-BOXES BY CUSTOMER, FACEPLATES BY DAKTRONICS.
 2. ALL DECK PLATE J-BOXES ARE 4"x4"x6" UNLESS NOTED.
 3. ALL POWER AND SIGNAL J-BOXES PROVIDED BY INSTALLER.
 4. ALL SIZES AND DIMENSIONS ARE SHOWN FOR CONCEPT PURPOSES ONLY. THIS IS NOT A SCALED DRAWING AND SHOULD ONLY BE USED FOR SIGNAL AND POWER REQUIREMENTS.
 5. ALL ELECTRICAL WORK TO MEET OR EXCEED LOCAL AND NATIONAL ELECTRICAL CODES.
 6. 2" PVC CONDUIT FROM EACH J-BOX TO CABLE TRAY IN BASEMENT. CONDUIT SHOULD SLOPE TOWARD BASEMENT FOR DRAINAGE.
- REFERENCE DWG. C-95474 FOR WATERPOLO SYSTEM RISER DIAGRAM
 REFERENCE DWG. C-95475 FOR SYNCHRONIZED SWIMMING SYSTEM RISER DIAGRAM
 REFERENCE DWG. C-95476 FOR DIVING SYSTEM RISER DIAGRAM

- CABLING NOTES**
- ① W-1234 (2 PAIR, 22 AWG) ● 6 IN 1 1/2" CONDUIT
 - ② W-1234 (2 PAIR, 22 AWG) ● 6
 - ③ W-1242 (2 FIBER, FIBER OPTIC) ● 1 IN 1 1/2" CONDUIT
 - ④ W-1242 (2 FIBER, FIBER OPTIC) ● 1 IN 1 1/2" CONDUIT
 - ⑤ W-1234 (2 PAIR, 22 AWG) ● 1 IN 1/2" CONDUIT.
 - ⑥ W-1210 (6 CONDUCTOR, 22 AWG) (1 PER LANE) IN CABLE TRAY AND CONDUIT.
 - ⑦ W-1117 (1 PAIR, 18 AWG) ● 1
 - ⑧ W-1234 (2 PAIR 22 AWG) ● 1



REV.	DATE	DESCRIPTION	BY	APP'D.
5	24 JAN 99	UPDATED RTD INPUTS	JSD	
4	27 DEC 98	UPDATED CABLES AND NOTES	CJB	
3	3 JUL 98	UPDATED CABLES AND NOTES	CJR	
2	11 MAY 98	UPDATED CONTROL ROOM AND J-BOXES TO AS BUILT	CJB	
1	18 FEB 98	MOVED TIMING OFFICE J-BOX CHANGED PROJECT FROM 1109 TO 7949	EB	EB

© COPYRIGHT 1997 DAKTRONICS, INC.

DAKTRONICS, INC. BROOKINGS, SD 57006

PROJ: PAN AM POOL WINNEPEG
 TITLE: SWIMMING SYSTEM RISER DIAGRAM
 DES. BY: JWARNE DRAWN BY: KPETERS DATE: 05AUG97

APPR. BY: [Signature] DATE: 1=120
 7949-R01C-95309