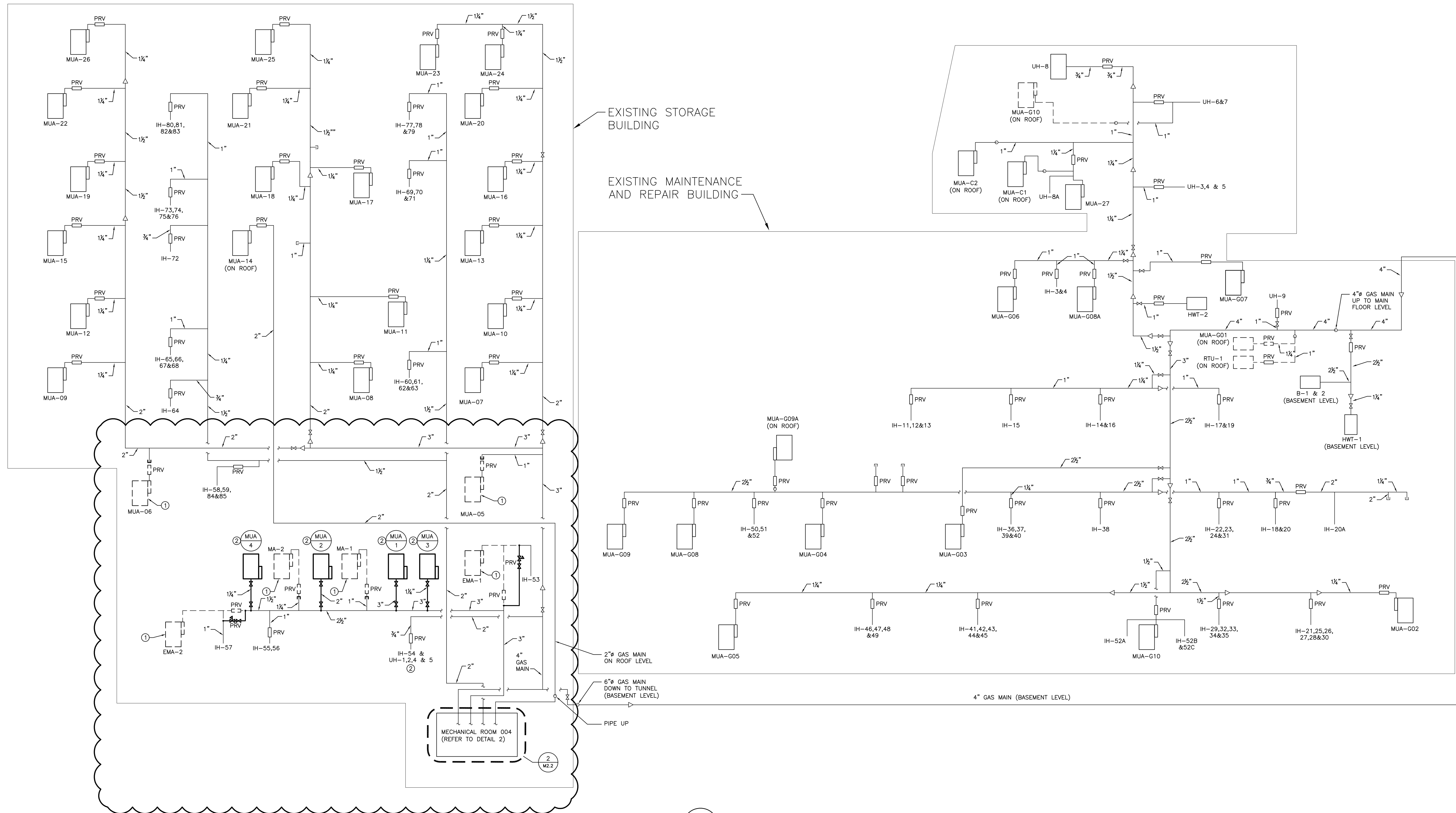
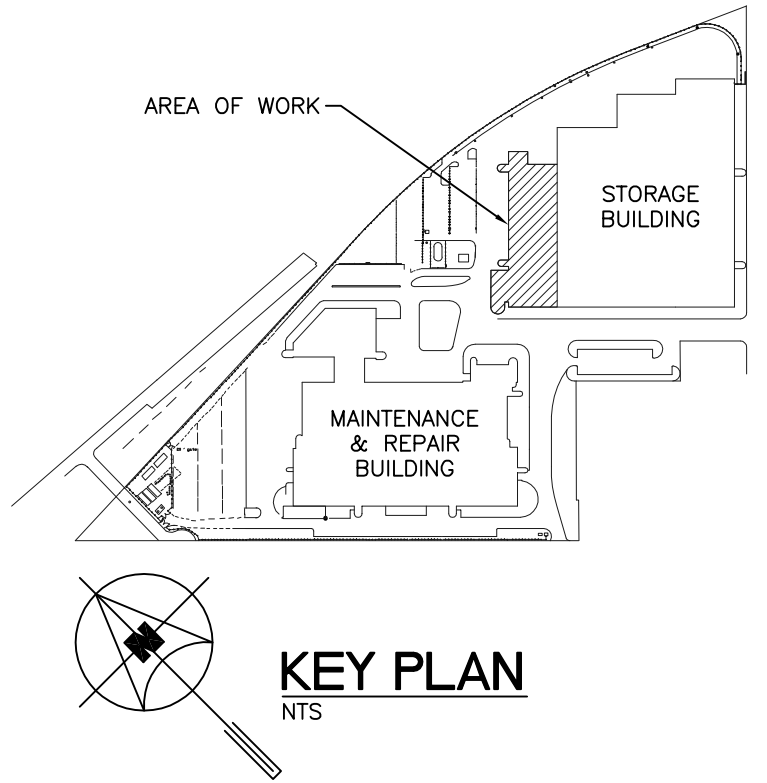


**GENERAL NOTES**

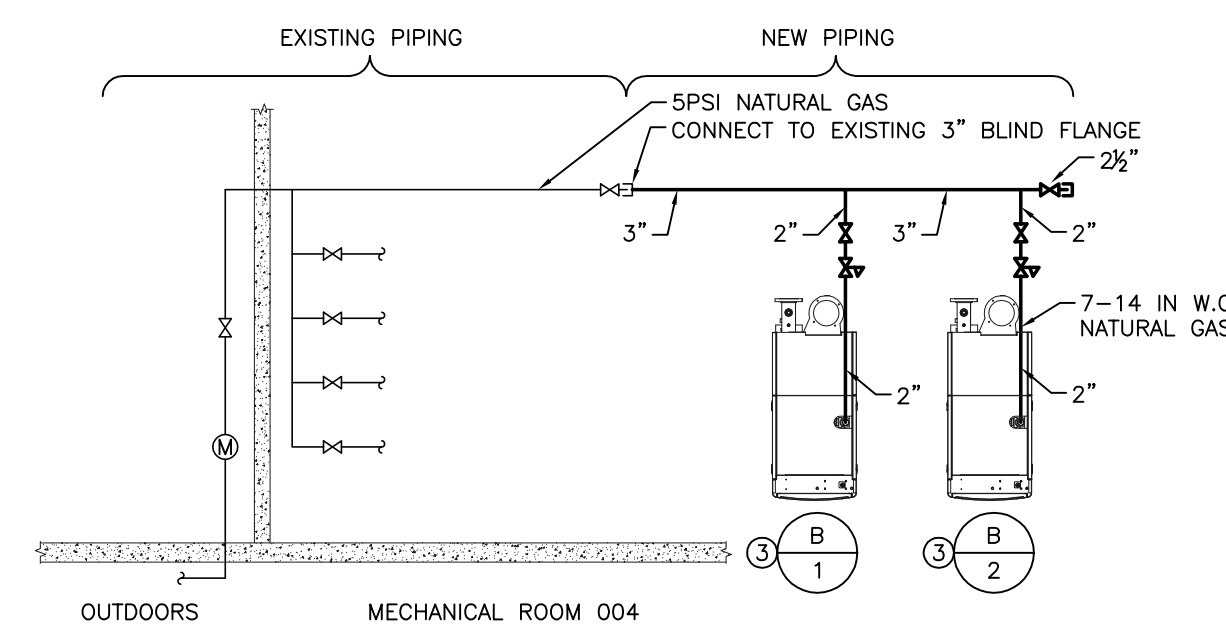
- A. REFER TO SCOPE OF WORK DESCRIPTION IN FRONT END SPECIFICATIONS FOR SEQUENCING.
- B. ALL ABANDONED EQUIPMENT AND SERVICES WITHIN AREA OF WORK SHALL BE REMOVED.
- C. THIS BUILDING MAY CONTAIN ASBESTOS. REFER TO FRONT END SPECIFICATIONS FOR FURTHER INFORMATION.

**KEYNOTES**

- 1. REMOVED MAKEUP AIR UNITS.
- 2. NEW MAKEUP AIR UNITS.
- 3. NEW BOILERS.



**1 OVERALL FACILITY NATURAL GAS SCHEMATIC**  
SCALE: NTS



**2 MECHANICAL ROOM 004 NATURAL GAS SCHEMATIC**  
SCALE: NTS

6			
5			
4			
3			
2			
1			
0	ISSUED FOR CONSTRUCTION	JH	27/10/15
NO.	Description	BY	DD/MM/YY



Project Title  
**CITY OF WINNIPEG FORT ROUGE TRANSIT BASE - SERVICE BAY AND B-SECTION VENTILATION UPGRADE**

WINNIPEG MANITOBA

Drawing Title  
**NATURAL GAS SYSTEM SCHEMATIC**

Drawn By	GB/IE	Checked By	JH	Approved By	JH
Scale	AS SHOWN	Date	JULY 2014	Project No	14-194-01
Revision Number	0	Drawing Number	M2.2	Sheet Order	5 OF 11