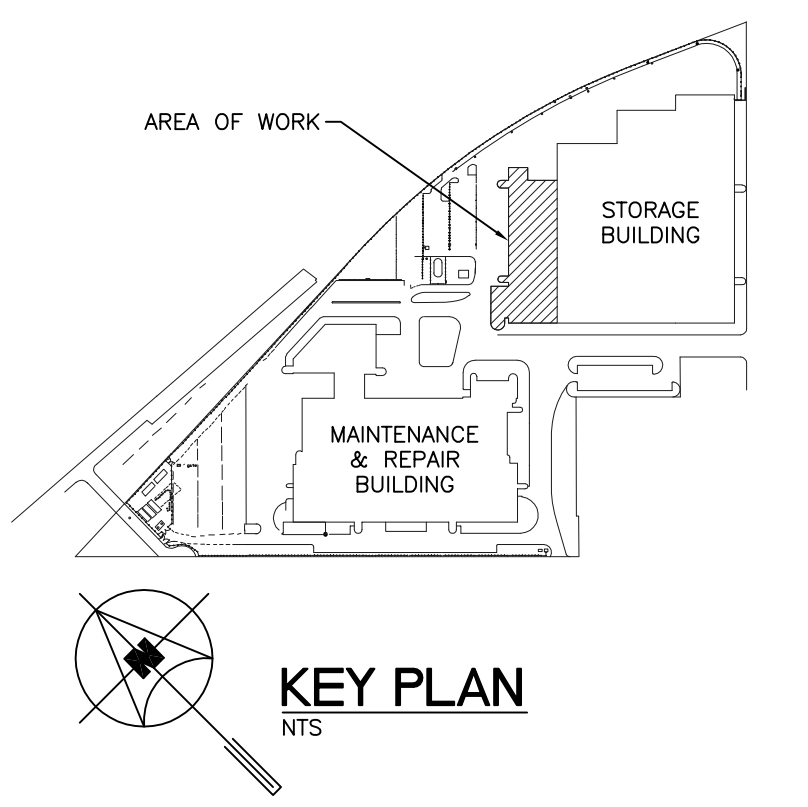


GENERAL NOTES

- A. REFER TO SCOPE OF WORK DESCRIPTION IN FRONT END SPECIFICATIONS FOR SEQUENCING.
- B. ALL ABANDONED EQUIPMENT AND SERVICES WITHIN AREA OF WORK SHALL BE REMOVED.
- C. THIS BUILDING MAY CONTAIN ASBESTOS. REFER TO FRONT END SPECIFICATIONS FOR FURTHER INFORMATION.
- D. THE SPRINKLER SYSTEM SHALL BE DESIGNED AND INSTALLED IN ACCORDANCE WITH NFPA 13, MANITOBA BUILDING CODE, MANITOBA FIRE CODE, LOCAL BUILDING BY-LAWS, THE AUTHORITY HAVING JURISDICTION, AND THE SPECIFICATIONS.

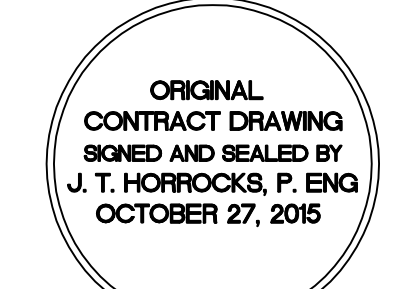
KEYNOTES

- 1. SPRINKLER SYSTEM AT HIGH LEVEL NOT SHOWN. PROVIDE NEW SPRINKLER HEADS UNDER NEW DUCTWORK AS REQUIRED.



NO.	Description	BY	DD/MM/YY
5			
4			
3			
2			
1	ISSUED FOR ADDENDUM 2	JH	20/11/15
0	ISSUED FOR CONSTRUCTION	JH	27/10/15

5			
4			
3			
2			
1	ISSUED FOR ADDENDUM 2	JH	20/11/15
0	ISSUED FOR CONSTRUCTION	JH	27/10/15

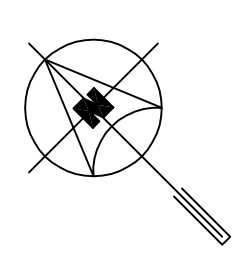


Winnipeg Transit

Project Title
CITY OF WINNIPEG FORT ROUGE TRANSIT BASE - SERVICE BAY AND B-SECTION VENTILATION UPGRADE
 WINNIPEG MANITOBA

Drawing Title
MAIN FLOOR PLAN - NEW CONSTRUCTION - FIRE PROTECTION

Drawn By GB/IE	Checked By JH	Approved By JH
Scale AS SHOWN	Date JULY 2014	Project No 14-194-01
Revision Number 1	Drawing Number M3.1	Sheet Order 6 OF 11



1 MAIN FLOOR PLAN - NEW CONSTRUCTION - FIRE PROTECTION
 SCALE: 1/16" = 1'-0"