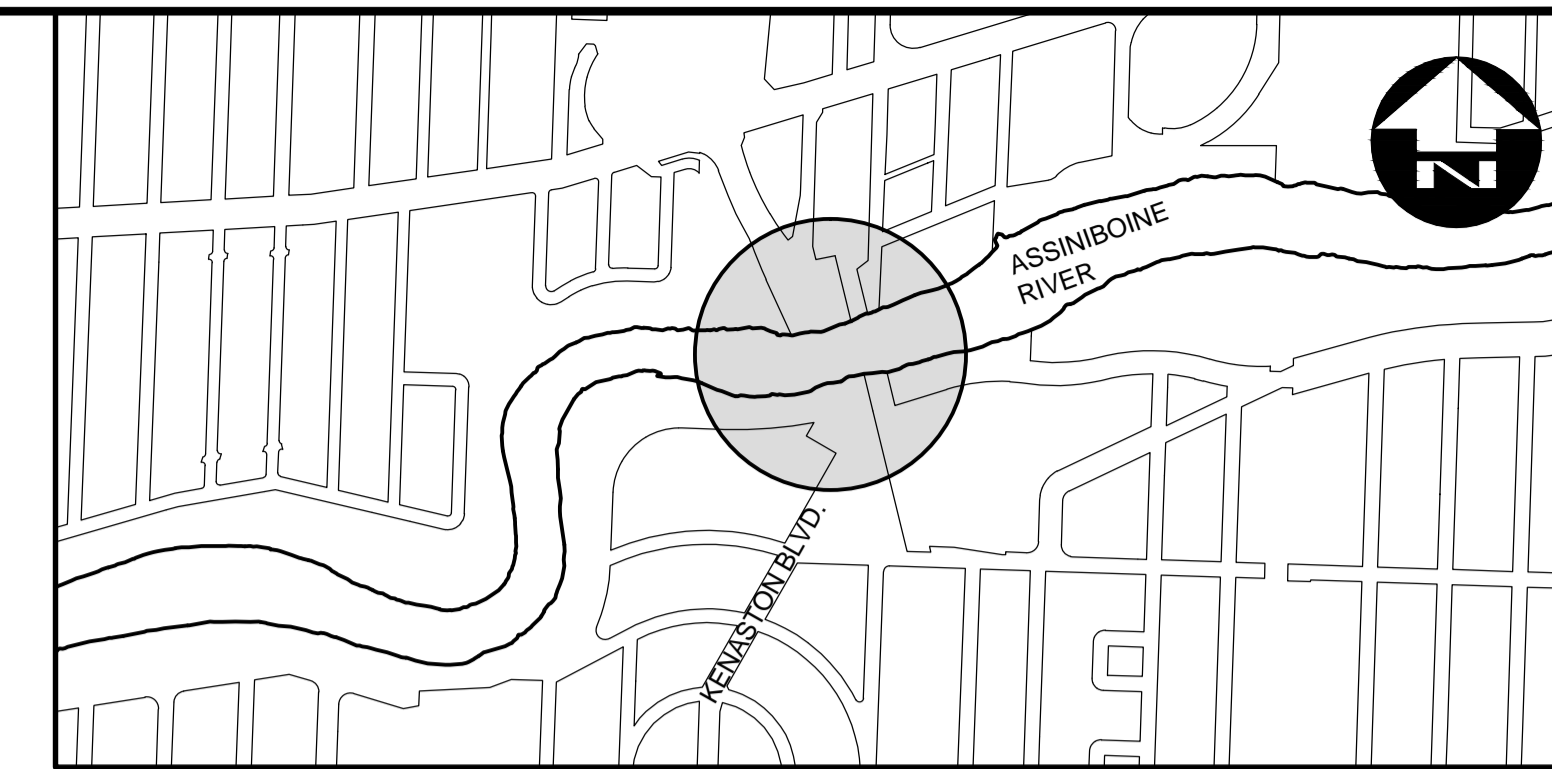
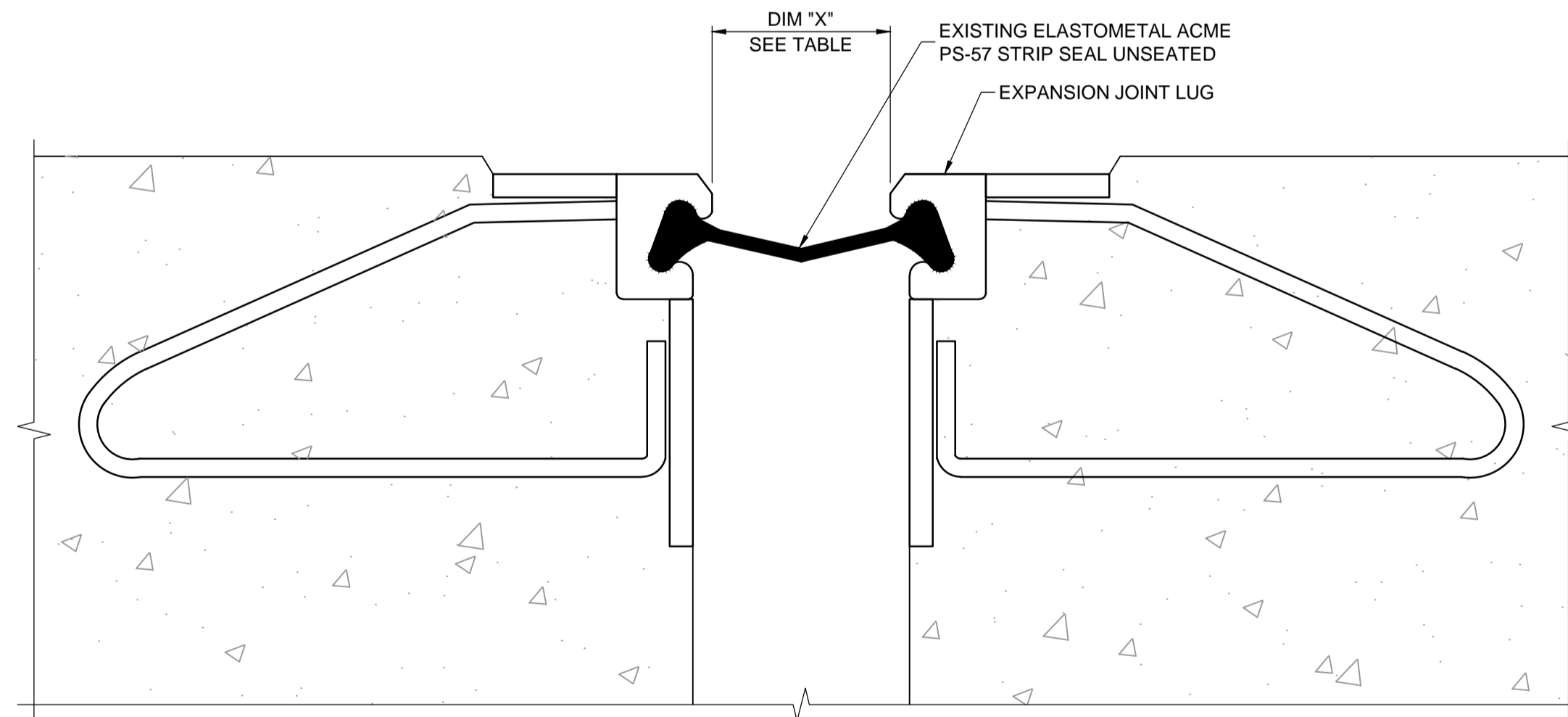


PLAN
NTS

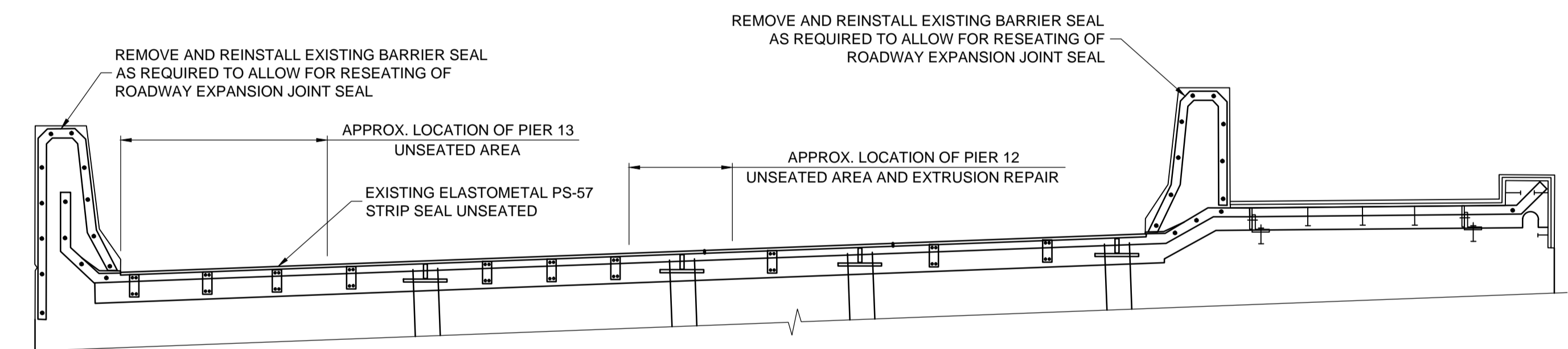


LOCATION PLAN

- NOTES:**
1. ORIGINAL SEAL: ELASTOMETAL ACME PS-57 STRIP SEAL
 2. REMOVE UNSEATED SECTION OF EXISTING SEAL AND THOROUGHLY CLEAN AND GRIT BLAST EXPANSION JOINT LUGS TO THE SATISFACTION OF THE CONTRACT ADMINISTRATOR.
 3. SEAL SHOULD BE RESEATED WHILE AMBIENT TEMPERATURES ARE SUCH THAT THE JOINT GAP HAS SUFFICIENT WIDTH FOR WORKABILITY AND INSTALLATION LUBRICATION WILL BE EFFECTIVE.
 4. MEASUREMENTS TAKEN MAY 2015 INDICATED AN AVERAGE JOINT GAP OF 79mm AT PIER 12, 88mm AT PIER 13, AND 75mm AT PIER 17 WITH AN AMBIENT TEMPERATURE OF 16°C.
 5. WORK SHALL BE STAGED TO ENSURE ONLY ONE LANE OF TRAFFIC IS CLOSED AT A TIME. REFER TO SPECIFICATION FOR TRAFFIC CONTROL.
 6. CONTRACTOR TO FIELD VERIFY LENGTH AND LOCATION OF AREAS TO BE RESEATED.



B SECTION
NTS



A SECTION
NTS

METRIC

WHOLE NUMBERS INDICATE MILLIMETRES
DECIMALIZED NUMBERS INDICATE METRES

MAY 2015 EXPANSION JOINT GAP	
LOCATION	DIM "X" 16°C
PIER 12	79
PIER 13	88
PIER 17	75



B.M. ELEV.	DESIGNED BY JLD		ENGINEER'S SEAL 	THE CITY OF WINNIPEG PUBLIC WORKS DEPARTMENT		
	DRAWN BY JLD			2015 BRIDGE MAINTENANCE MISCELLANEOUS EXPANSION JOINT SEAL REPAIR WORKS		CITY DRAWING NUMBER B102-15-01
	CHECKED BY CDW			ST. JAMES PIERS 12, 13, & 17		SHEET 01 OF 01
	APPROVED BY CDW			CONSULTANT PROJECT NUMBER 15-1743	CONSULTANT DRAWING NUMBER	
0 ISSUED FOR TENDER	DATE 06/30/15	BY CDW	DATE 06/30/15	DATE		
NO. REVISIONS	DATE	BY	DATE			