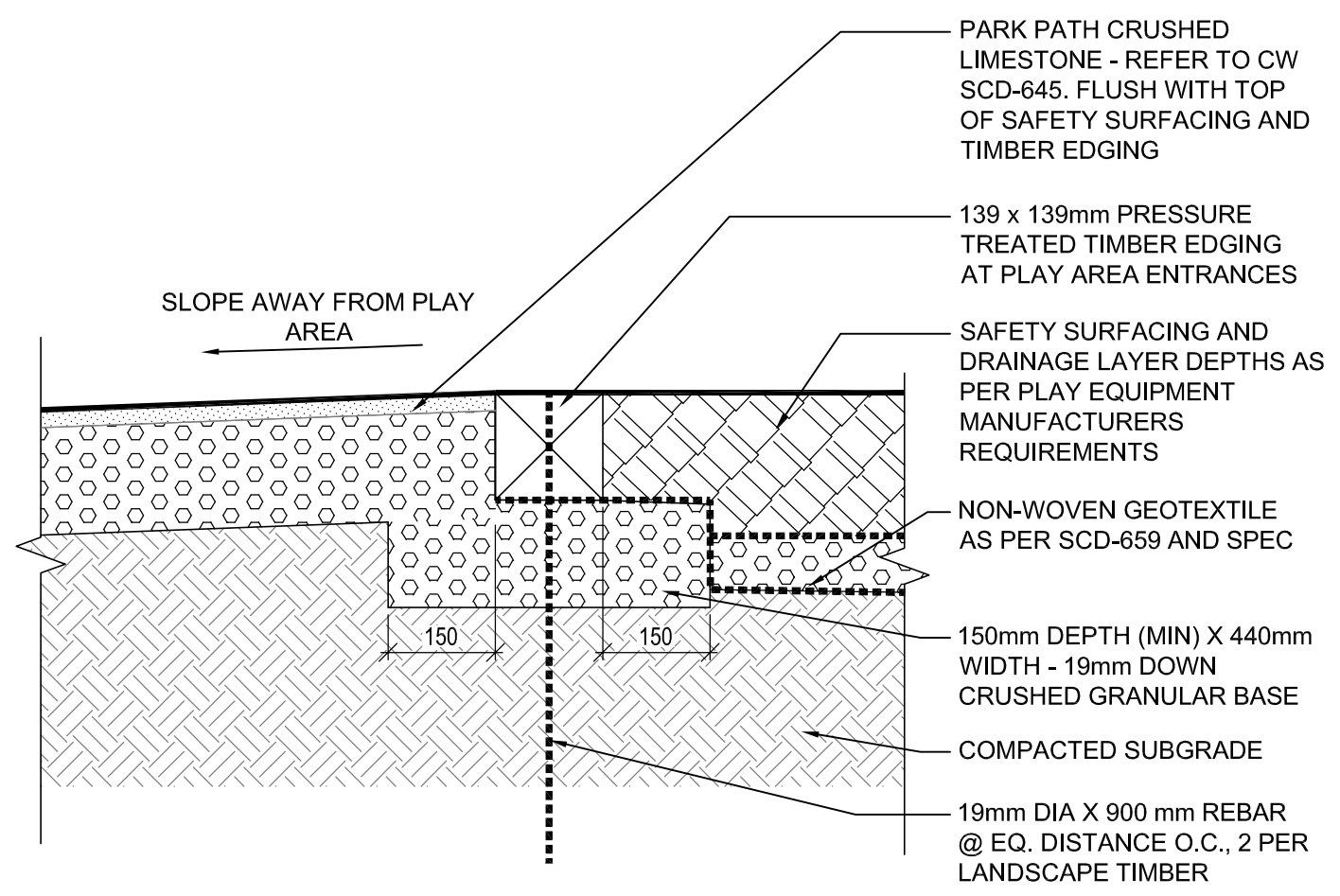
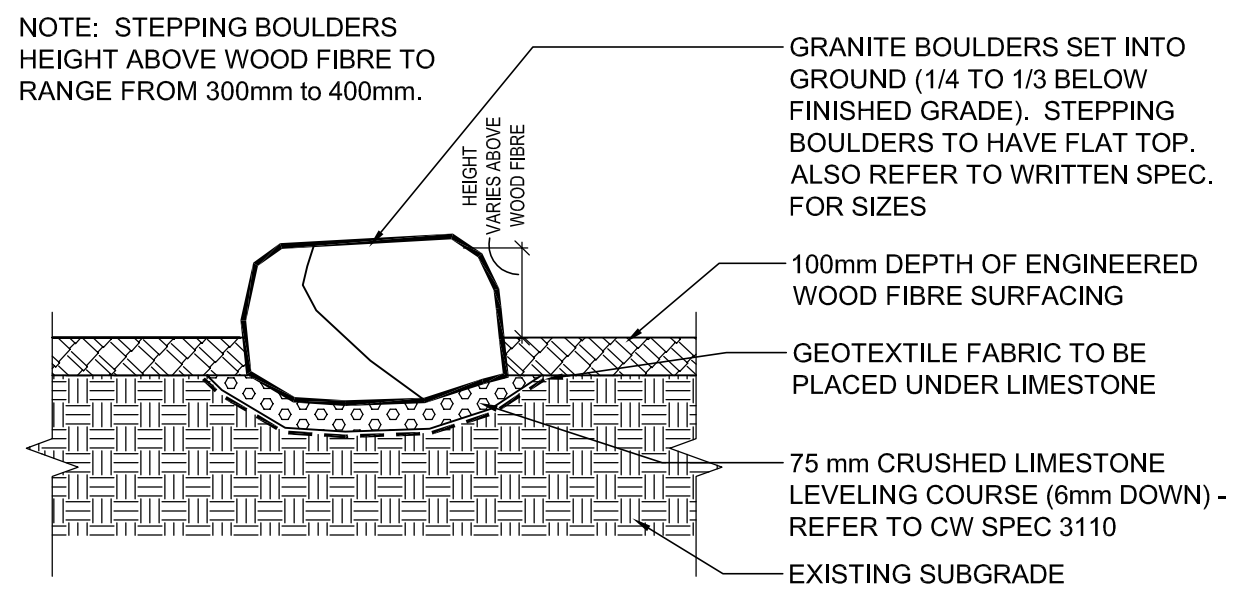


1
L4 **TIMBER LOG EDGE DETAIL**
SCALE - 1 : 15

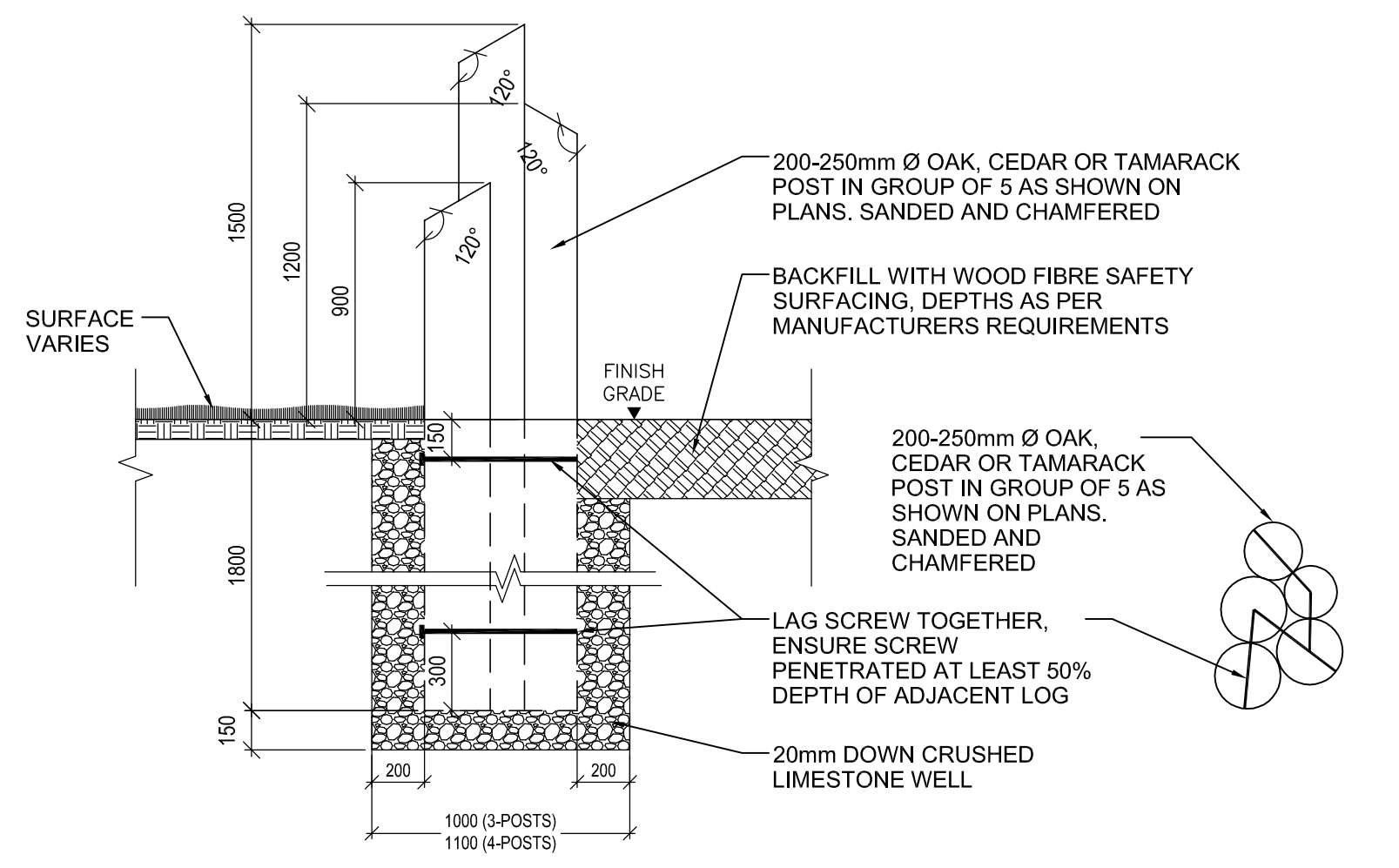


3
L4 **LANDSCAPE TIMBER EDGING DETAIL**
SCALE - 1 : 10

- TIMBER LOG NOTES:**
- TIMBER SHALL BE PINNED WITH MINIMUM OF TWO (2) 19mm DIA. REBAR @ MAX. 1200mm O.C.
 - TIMBER LOGS TO BE DEBARBED AND BE FREE OF ANY JAGGED PROTRUSIONS AT LONGEST LENGTHS POSSIBLE.
 - CONTRACT ADMINISTRATOR SHALL REVIEW TIMBER LOG EDGING PRIOR TO INSTALLATION



2
L4 **FEATURE & STEPPING BOULDER DETAIL**
SCALE - 1 : 20



A **SECTION**
SCALE - 1 : 25

B **PLAN**
SCALE - 1 : 25

4
L4 **VERTICAL LOGS DETAIL**
SCALE - AS SHOWN

- DETAIL NOTES**
1. SUB-GRADE, SUB-BASE AND BASE COURSE CONSTRUCTION AS PER CW 3110-R18.
 2. GEOTEXTILE FABRIC AS PER CW 3130-R4.
 3. TOPSOIL AND SOD AS PER CW 3510-R9 AND CW 3540-R5.
 4. PARK PATH CRUSHED LIMESTONE AS PER CW SCD-645 AND CW 3110-R18.
 5. REFER ALSO TO WRITTEN SPECIFICATIONS.

REV	YY / MM / DD	DESCRIPTION	BY
0	14 / 06 / 02	ISSUED FOR TENDER	JW

A. SECTION LETTER OR DETAIL NUMBER.	SEAL
B. DRAWING WHERE SECTION OR DETAIL IS DRAWN.	
OR	
DRAWING WHERE SECTION OR DETAIL IS INDICATED.	
- SECTION OR DETAIL SHOWN ON SAME DRAWING.	
A B	A -



CLIENT	CITY OF WINNIPEG
PROJECT	WOODHAVEN COMMUNITY CENTRE PLAY AREA - PHASE 2
TITLE	DETAILS

DESIGN	DRAWN	DATE - Y / M / D	SCALE
CO/JW	JW/WF	2014/06/02	AS NOTED
CHECKED	APPROVED	JOB NO.	DRAWING NO.
JW	CO	263-2014	L4