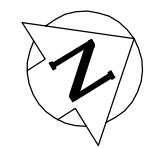
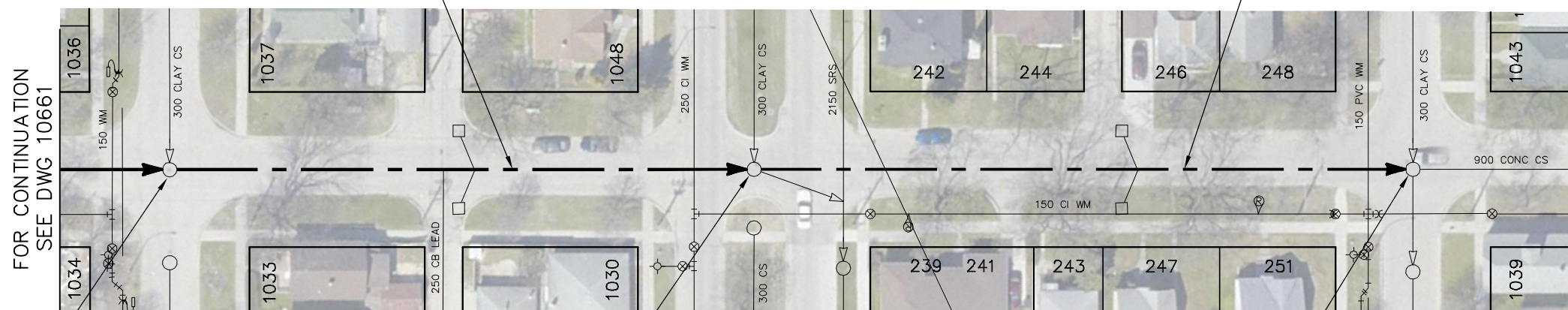


SGT TOMMY PRINCE STREET



76.30 OF 750 CONC CS
TO BE LINED S-MA00010961
(FULLY DETERIORATED)

85.0 OF 750 CONC CS
TO BE LINED S-MA00010423
(FULLY DETERIORATED)



FOR CONTINUATION
SEE DWG 10661

S-MH00008821
RIM 232.16
INV N 228.08
INV S 228.08
INV W 228.28

MAGNUS AVE

S-MH00008822
RIM 232.11
WEIR 228.09
INV N 227.79
INV S 227.84
INV S 227.79
INV W 227.96

BURROWS AVE

S-MH00008253
RIM 232.08
INV N 227.70
INV E 229.02
INV S 227.74
INV W 227.90

ALFRED AVE

SEWER JUNCTION INFORMATION FROM SEWER VIDEO INSPECTION SEWER ID S-MA00010961		
DISTANCE FROM MH ID S-MH00008821		
DISTANCE	DIAMETER	CLOCK
14.7	150	2
18.4	150	10
22.4	150	2
25.9	150	11
30.0	150	1
33.6	150	10
35.0	200	2
38.2	150	2
41.6	200	11
41.6	200	1
46.4	150	10
51.8	150	2
52.0	150	10
60.2	150	2
61.2	150	10

SEWER JUNCTION INFORMATION FROM SEWER VIDEO INSPECTION SEWER ID S-MA00010423		
DISTANCE FROM MH ID S-MH00008822		
DISTANCE	DIAMETER	CLOCK
21.0	150	1
21.2	150	10
28.8	150	1
30.0	150	11
36.0	150	2
36.2	150	11
43.9	150	1
44.1	150	11
48.2	200	11
48.2	200	1
51.0	150	1
51.0	150	11
51.2	150	1
51.8	150	11
59.5	150	10
66.5	150	1
67.3	150	11

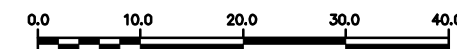
WARNING

IF POWER EQUIPMENT OR EXPLOSIVES
ARE TO BE USED FOR EXCAVATION ON
THIS PROJECT THE CONTRACTOR MUST:

- 1) NOTIFY THE GAS COMPANY OF THE
PROPOSED LOCATION OF EXCAVATION.
- 2) TAKE PRECAUTION TO AVOID DAMAGE
TO GAS COMPANY INSTALLATIONS.

SEE PROVINCIAL REGULATION 210/72 FOR DETAILS

METRIC
WHOLE NUMBERS INDICATE MILLIMETRES
DECIMALIZED NUMBERS INDICATE METRES



<p>LOCATION APPROVED UNDERGROUND STRUCTURES</p> <p>SUPV. U/G STRUCTURES COMMITTEE _____ DATE _____</p> <p>NOTE: LOCATION OF UNDERGROUND STRUCTURES AS SHOWN ARE BASED ON THE BEST INFORMATION AVAILABLE BUT NO GUARANTEE IS GIVEN THAT ALL EXISTING UTILITIES ARE SHOWN OR THAT THE GIVEN LOCATIONS ARE EXACT. CONFIRMATION OF EXISTENCE AND EXACT LOCATION OF ALL SERVICES MUST BE OBTAINED FROM THE INDIVIDUAL UTILITIES BEFORE PROCEEDING WITH CONSTRUCTION.</p>	<p>B.M. ELEV. _____</p> <p>CONSTRUCTION COMPLETION DATE: YYYY MM DD</p> <table border="1" style="width: 100%; height: 40px;"> <tr><td> </td><td> </td><td> </td><td> </td></tr> </table>					<p>ENGINEER'S SEAL</p> <p style="text-align: center;">ORIGINAL SIGNED BY S.R.J. COURNOYER 12-11-28</p>	<p style="text-align: center;">THE CITY OF WINNIPEG WATER AND WASTE DEPARTMENT ENGINEERING DIVISION</p> <p style="text-align: center;">2013 SEWER RENEWALS BY CIPP LINING SGT TOMMY PRINCE STREET MH AT MAGNUS AVENUE TO MH AT ALFRED AVENUE</p>	<p>SHEET 42 OF 46</p> <p>CITY DRAWING NUMBER 10662</p>												
<table border="1" style="width: 100%; border-collapse: collapse;"> <thead> <tr> <th>NO.</th> <th>REVISIONS</th> <th>DATE</th> <th>BY</th> </tr> </thead> <tbody> <tr><td> </td><td> </td><td> </td><td> </td></tr> </tbody> </table>	NO.	REVISIONS	DATE	BY					<table border="1" style="width: 100%; border-collapse: collapse;"> <tr> <td>DESIGNED BY SC</td> <td>CHECKED BY SC</td> </tr> <tr> <td>DRAWN BY CJH</td> <td>APPROVED BY KZ</td> </tr> <tr> <td>SCALE: HORIZONTAL 1:750 VERTICAL _____</td> <td>RELEASED FOR CONSTRUCTION _____</td> </tr> <tr> <td>DATE 2013 12 10</td> <td>DATE _____</td> </tr> </table>	DESIGNED BY SC	CHECKED BY SC	DRAWN BY CJH	APPROVED BY KZ	SCALE: HORIZONTAL 1:750 VERTICAL _____	RELEASED FOR CONSTRUCTION _____	DATE 2013 12 10	DATE _____	<p>CONSULTANT DRAWING NUMBER -</p>	<p>FILE PATH: R:\DRAWINGS\SEWER\2013_RENEWALS\CIPP'S\CONTRACT 13\CIPP's\ FILE NAME: SGT TOMMY PRINCE_BUR_MAG_MAN.dwg</p>	
NO.	REVISIONS	DATE	BY																	
DESIGNED BY SC	CHECKED BY SC																			
DRAWN BY CJH	APPROVED BY KZ																			
SCALE: HORIZONTAL 1:750 VERTICAL _____	RELEASED FOR CONSTRUCTION _____																			
DATE 2013 12 10	DATE _____																			