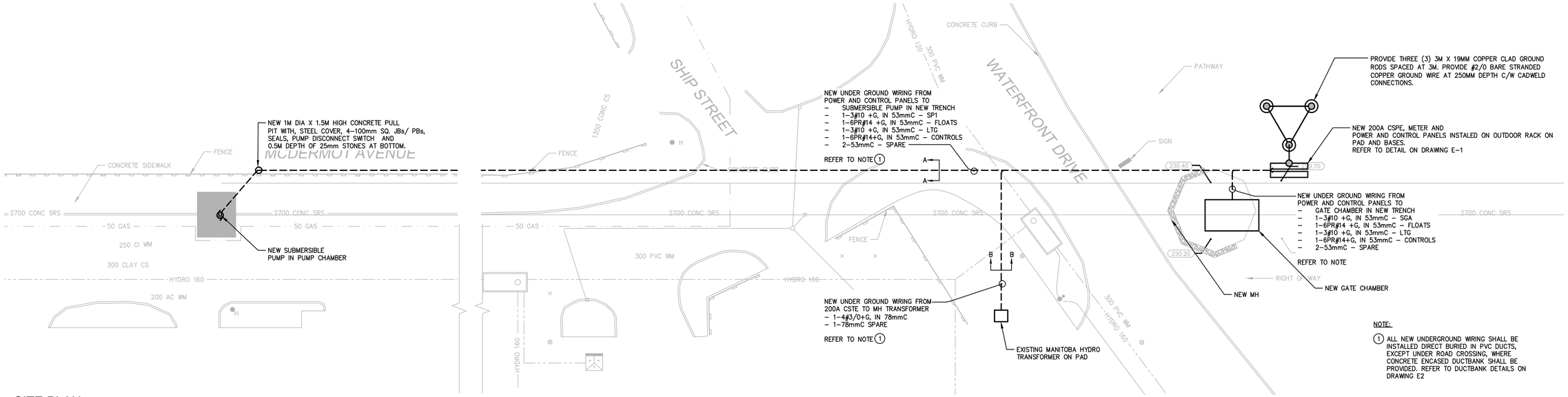

NOTE:

1. ALL NEW UNDERGROUND WIRING SHALL BE INSTALLED DIRECT BURIED IN PVC DUCTS, EXCEPT UNDER ROAD CROSSING, WHERE CONCRETE ENCASED DUCTBANK SHALL BE PROVIDED. REFER TO DUCTBANK DETAILS ON DRAWING E2

SITE PLAN

1:200

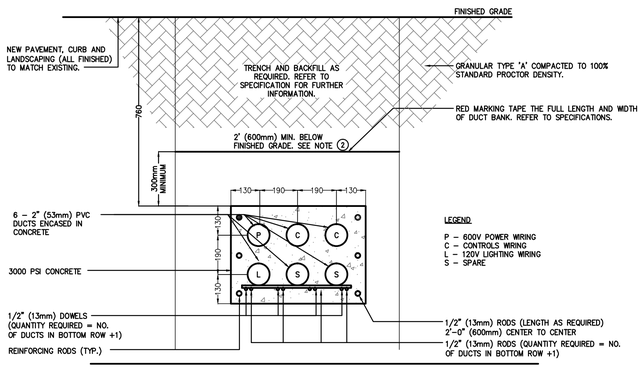

DUCTBANK DETAIL - SECTION 'A-A'

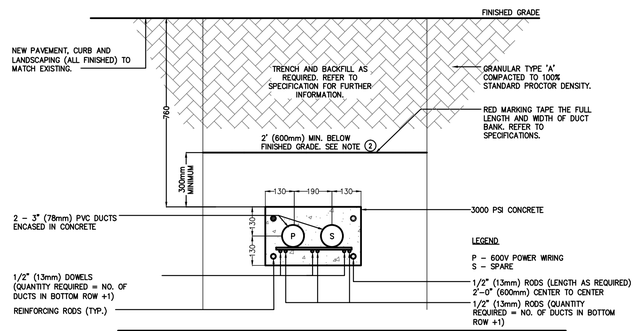

DUCTBANK DETAIL - SECTION 'B-B'

NOTES:

1. DUCTBANK TO BE CONSTRUCTED IN COMPLIANCE WITH CANADIAN ELECTRICAL SAFETY CODE AND LOCAL UTILITY REQUIREMENTS.
2. DISTANCE TO BE VERIFIED ON SITE AT EACH SECTION WHERE THE DUCT BANK CROSSES THE EXISTING (SITE) SERVICES. IF THE ROUTING OF DUCTBANK CANNOT AVOID LOCATION OF EXISTING UNDERGROUND SERVICES WHICH ARE NOT DEEMED TO BE DORMANT, CONTRACTOR SHALL INSTALL DUCTBANK AT A LOWER DEPTH AS REQUIRED TO CLEAR EXISTING UNDERGROUND SERVICES, IN ACCORDANCE WITH REQUIREMENTS OF LOCAL AUTHORITIES AND GOVERNING AUTHORITIES HAVING JURISDICTION. REFER TO KNOWN LOCATIONS OF EXISTING UNDERGROUND SERVICES AS APPENDED TO SPECIFICATIONS. CONTRACTOR SHALL BE RESPONSIBLE FOR CONDUCTING UNDERGROUND SCANNING TO VERIFY LOCATIONS OF EXISTING SERVICES AND INCLUDE ALL COSTS FOR THIS WORK.
3. COORDINATE CONDUIT UPTURN POSITIONS WITH EQUIPMENT LOCATION.

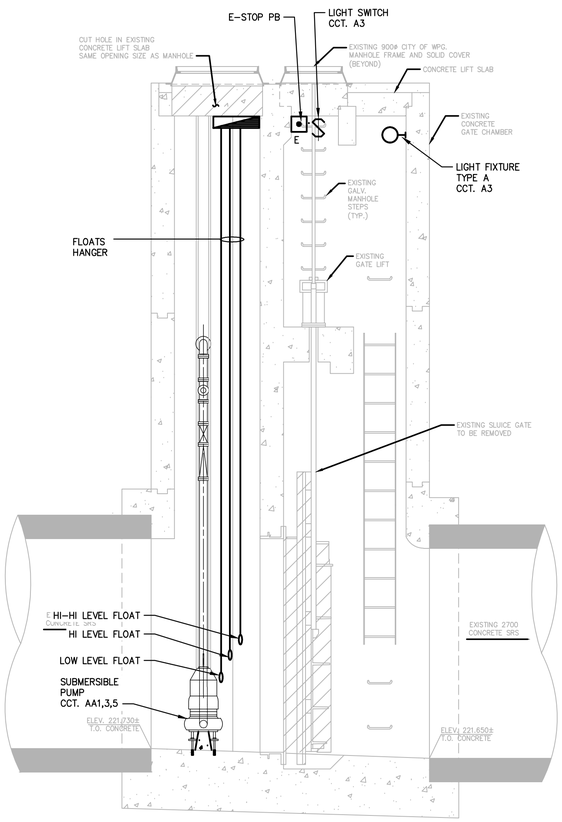

SUBMERSIBLE PUMP CHAMBER

N.T.S.

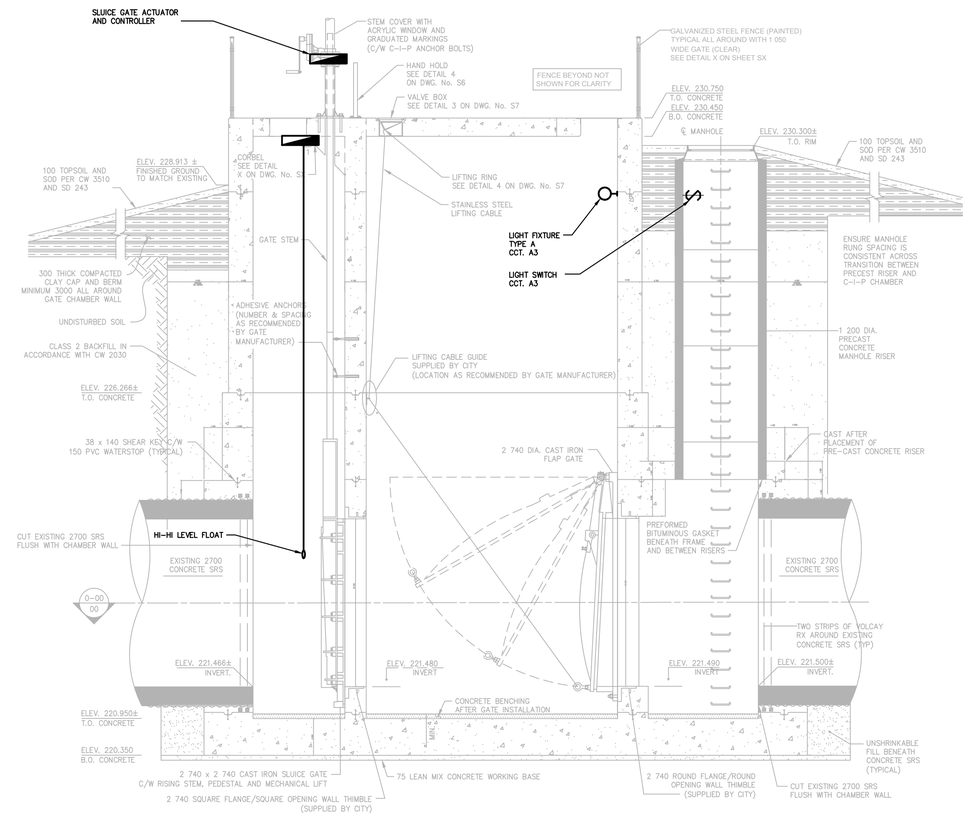

GATE CHAMBER

N.T.S.

APEGM
Certificate of Authorization
MMM Group Limited
No. 4531 Date: 13.01.04

No.	REVISIONS	DATE	BY
B	ISSUED FOR TENDER	13 11 12	DC
A	ISSUED FOR CLIENT REVIEW	13 11 04	DC

MMM GROUP
MMM Group Limited
Suite 111 - 93 Lombard Ave.
Winnipeg, MB R3B 3B1
t. 204.943.3178 | f. 204.943.4948
www.mmm.ca

DESIGNED BY	M.P.	CHECKED BY	D.C.
DRAWN BY	R.D.	APPROVED BY	K.H.
HOR. SCALE	AS NOTED	RELEASED FOR CONSTRUCTION	
VERT. SCALE	AS NOTED		
DATE	13.10.16	DATE	13.10.16

ENGINEER'S SEAL
PROVINCE OF MANITOBA
K. HUSKOVIC
Member
36257
REGISTERED PROFESSIONAL ENGINEER

BID OPPORTUNITY: 912-2013z
PLOT DATE: 13.10.16

Winnipeg
THE CITY OF WINNIPEG
WASTE AND WATER DEPARTMENT

OUTFALL GATE CHAMBER UPGRADES
McDERMOT
SRS OUTFALL GATE CHAMBER
ELECTRICAL SITE PLAN AND CHAMBER DETAILS

CONSULTANT DRAWING No.: E-2
SHEET 11 OF 22
CITY DRAWING No.: LD-7256

Plotted: November 12, 2013 at 4:34:12 PM | Last Saved By: pardhanm
File: O:\13051\3198-000\McDermot Ave Outfall Gate Chamber\40 - electrical\Sheets\E2.dwg | Layout: Site Plan