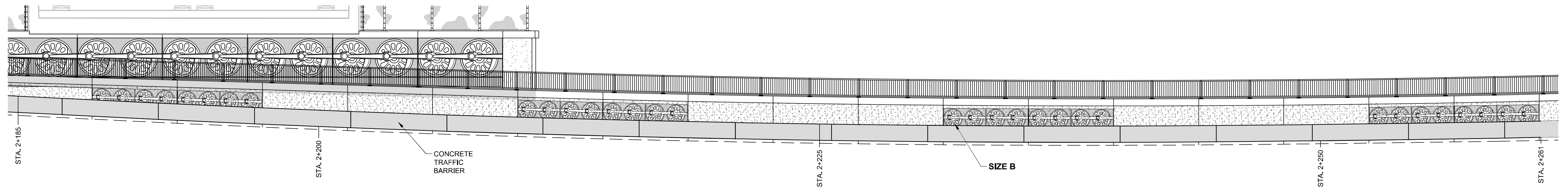


UPPER RETAINING WALL WITH GRAPHIC

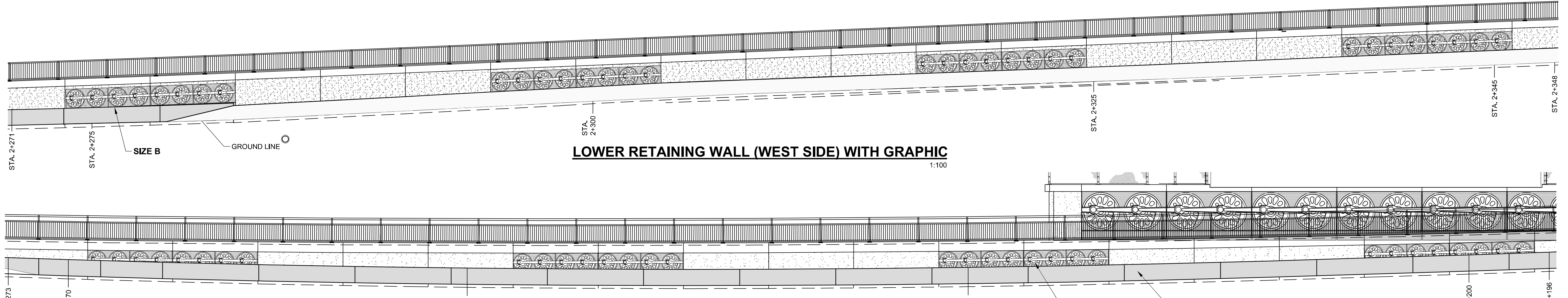
1:100

- NOTE:
- SEVEN (7) PANELS PER UPPER RETAINING WALLS (EAST AND WEST SIDES).
 - REFER TO STRUCTURAL DWGS FOR DIMENSIONS AND LOCATIONS OF RETAINING WALLS. (CS-0025 TO CS-0029).



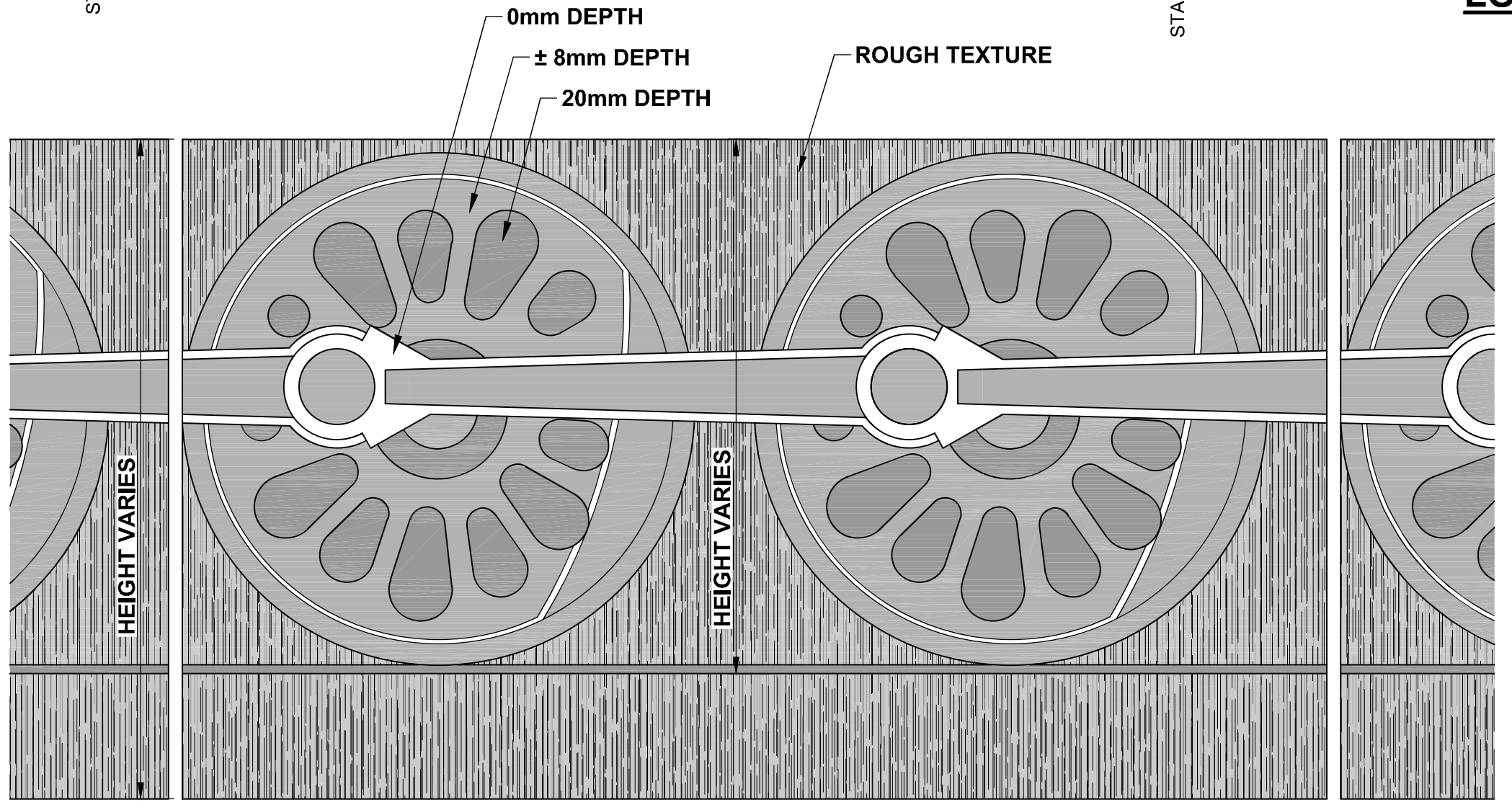
LOWER RETAINING WALL (WEST SIDE) WITH GRAPHIC

1:100



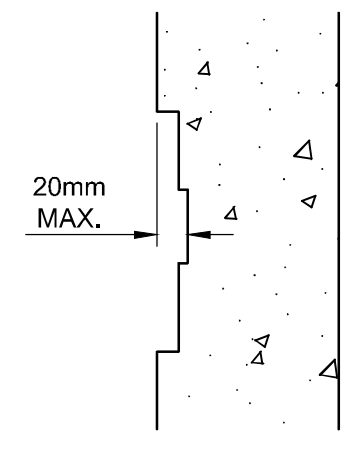
LOWER RETAINING WALL (EAST SIDE) WITH GRAPHIC

1:100



RETAINING WALL GRAPHIC

N.T.S.



RETAINING WALL SECTION

NTS

APEGM
 Certificate of Authorization
 AECOM Canada Ltd.
 No. 4671 Date: _____

METRIC
 WHOLE NUMBERS INDICATE MILLIMETRES
 DECIMALIZED NUMBERS INDICATE METRES

THE CITY OF WINNIPEG
 PUBLIC WORKS DEPARTMENT

PLESSIS ROAD TWINNING AND GRADE SEPARATION AT CN REDDITT SUBDIVISION
 CONTRACT 3

LANDSCAPING
 RETAINING WALL GRAPHIC DETAILS

CITY DRAWING NUMBER
 U238-2014-2410

SHEET 10 OF 10

L-0010

LOCATION APPROVED UNDERGROUND STRUCTURES		B.M. ELEV.	
SUPV. U/G STRUCTURES COMMITTEE	DATE		
NOTE: LOCATION OF UNDERGROUND STRUCTURES AS SHOWN ARE BASED ON THE BEST INFORMATION AVAILABLE, BUT NO GUARANTEE IS GIVEN THAT ALL EXISTING UTILITIES ARE SHOWN OR THAT THE GIVEN LOCATIONS ARE EXACT. CONFIRMATION OF EXISTENCE AND EXACT LOCATION OF ALL SERVICES MUST BE OBTAINED FROM THE INDIVIDUAL UTILITIES BEFORE PROCEEDING WITH CONSTRUCTION.			
0	ISSUED FOR TENDER	2013/11/21	LJV
NO.	REVISIONS	DATE	BY

AECOM	
DESIGNED BY LJV	CHECKED BY DKH
DRAWN BY LJV	APPROVED BY
HOR. SCALE: AS NOTED	RELEASED FOR CONSTRUCTION BY:
VERTICAL: NA	
DATE 2013-08-09	DATE

ENGINEER'S SEAL
CONSULTANT DRAWING NO. 60273041-SHT-01-Con3-L-0010

AECOM REVIEW DRFT CHK
 JACOMOND_DEFAULT.C3B