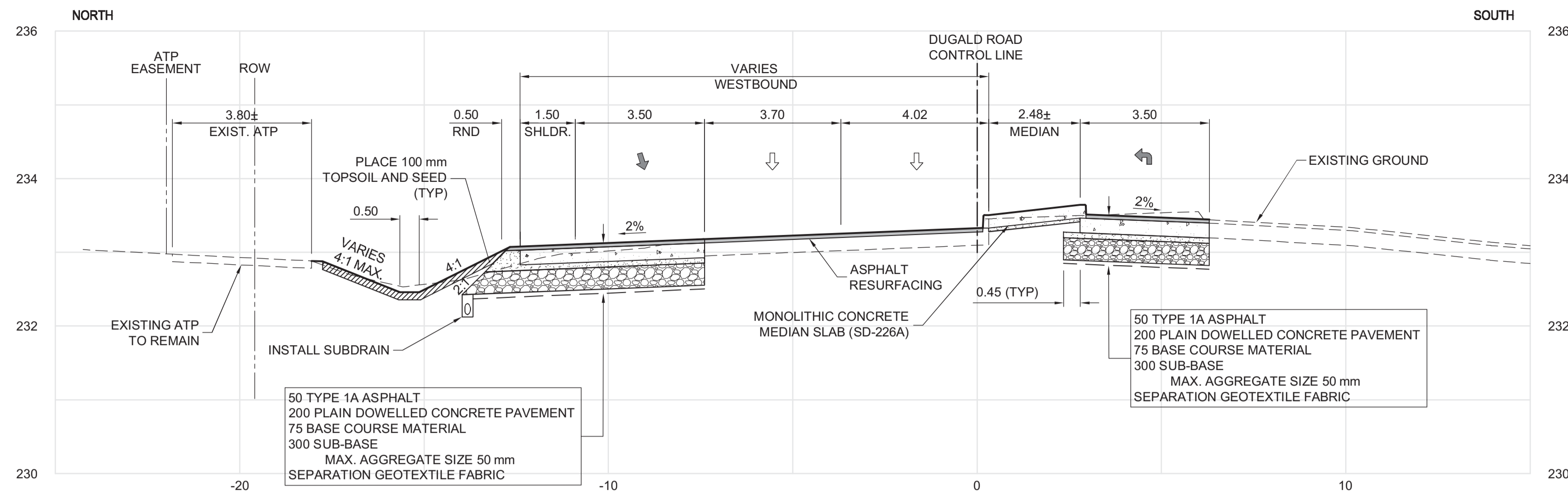
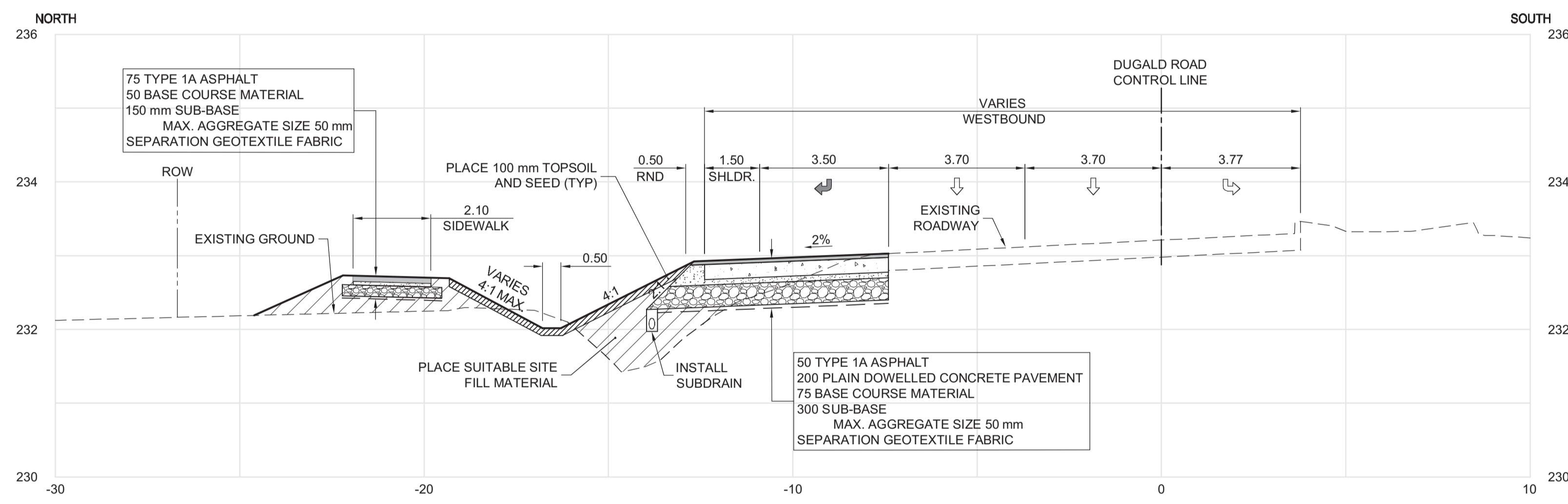


2013-05-22

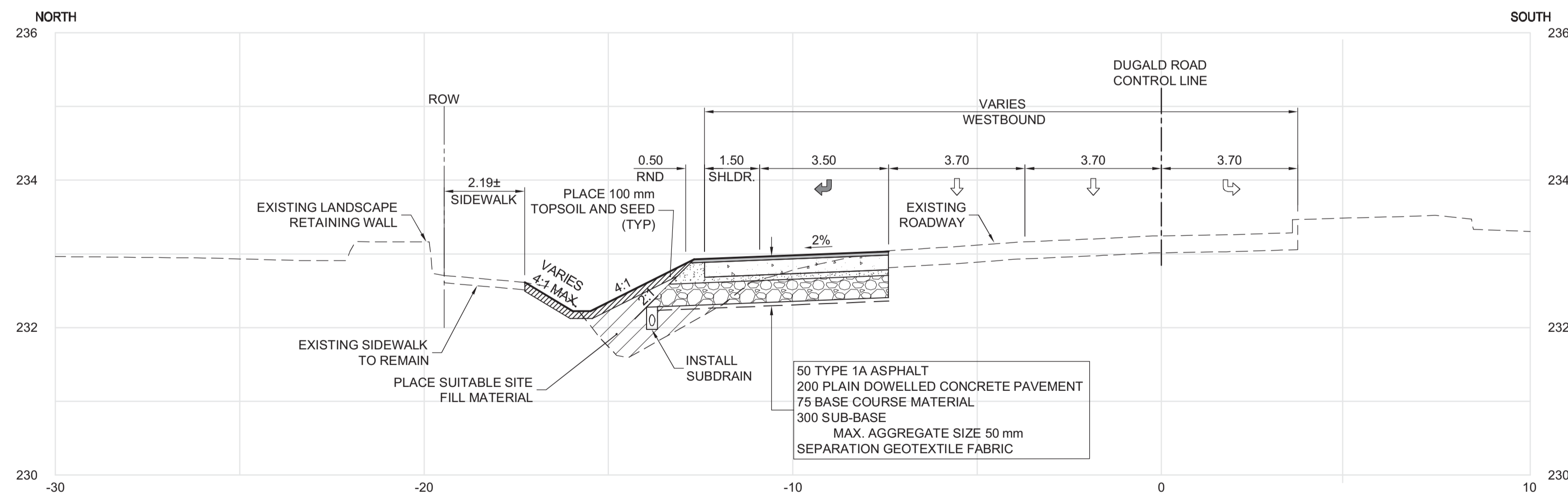


DUGALD CONSTRUCTION NOTE:
MINIMUM STRUCTURE SHOWN.
MATCH EXISTING IF GREATER.

L | DUGALD ROAD - STA. 0+368.93
CT-0038 Scale: H-100 V-1:50



M | DUGALD ROAD - STA. 0+600
CT-0039 Scale: H-100 V-1:50



N | DUGALD ROAD - STA. 0+640
CT-0040 Scale: H-100 V-1:50




BID OPPORTUNITY NO. 712-2013

150 WM	WATERMAIN	150 WM	HYDRO	HYDRO	150 WM	WATERMAIN	150 WM
⊕	HYDRANT	⊕	MTS	MTS	⊕	HYDRANT	⊕
⊕	VALVE	⊕	---	---	⊕	VALVE	⊕
⊗	LAND DRAINAGE SEWER	⊗	---	---	⊗	LAND DRAINAGE SEWER	⊗
⊗	WASTE WATER SEWER	⊗	---	---	⊗	WASTE WATER SEWER	⊗
○	MANHOLE	○	---	---	○	MANHOLE	○
□	CATCH BASIN	□	---	---	□	CATCH BASIN	□
▽	CURB INLET	▽	---	---	▽	CURB INLET	▽
+	JUNCTIONS	+	---	---	+	JUNCTIONS	+
---	CULVERT	---	---	---	---	CULVERT	---
100 GAS	GAS	100 GAS	---	---	100 GAS	GAS	100 GAS
---	EXISTING	---	---	---	---	EXISTING	---
---	LEGEND-PLAN	---	---	---	---	LEGEND-PROFILE	---
---	PROPOSED	---	---	---	---	PROPOSED	---

LOCATION APPROVED UNDERGROUND STRUCTURES	DATE
SUPV. U/G STRUCTURES COMMITTEE	
NOTE:	
LOCATION OF UNDERGROUND STRUCTURES AS SHOWN ARE BASED ON THE BEST INFORMATION AVAILABLE, BUT NO GUARANTEE IS GIVEN THAT THE GIVEN LOCATIONS ARE EXACT. CONFIRMATION OF EXISTENCE AND EXACT LOCATION OF ALL SERVICES MUST BE OBTAINED FROM THE INDIVIDUAL UTILITIES BEFORE PROCEEDING WITH CONSTRUCTION.	

B.M. ELEV.			
DESIGNED BY	RTP	CHECKED BY	TJP
DRAWN BY	TJH	APPROVED BY	DPK
HOR. SCALE:	AS NOTED	RELEASED FOR CONSTRUCTION BY:	
VERTICAL:		DATE	2013/11/21
0	ISSUED FOR TENDER	2013/11/21	TJP
NO.	REVISIONS	DATE	BY

DESIGNED BY	RTP
CHECKED BY	TJP
DRAWN BY	TJH
APPROVED BY	DPK
HOR. SCALE:	AS NOTED
VERTICAL:	
0	ISSUED FOR TENDER
NO.	REVISIONS
DATE	BY



		THE CITY OF WINNIPEG PUBLIC WORKS DEPARTMENT	
PLESSIS ROAD TWINNING AND GRADE SEPARATION AT CN REDDITT SUBDIVISION CONTRACT 3		CITY DRAWING NUMBER U238-2014-2154	
DUGALD SECTIONS		SHEET 54 OF 66	
CONSULTANT DRAWING NO. 12-6576-CT-0054		CT-0054	