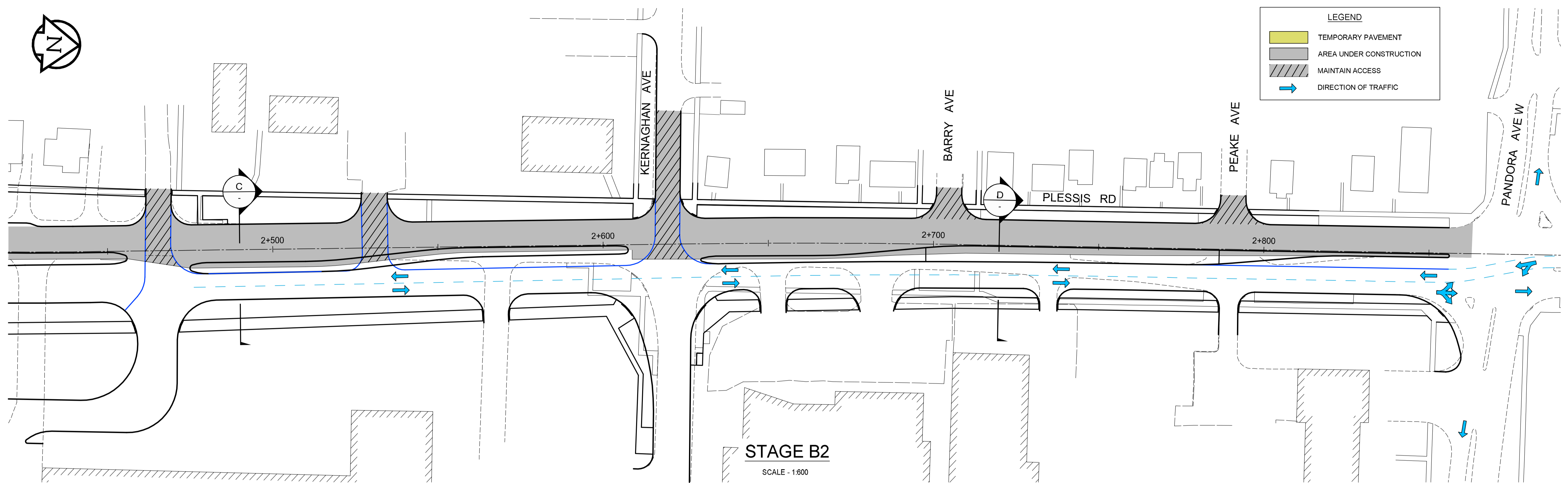
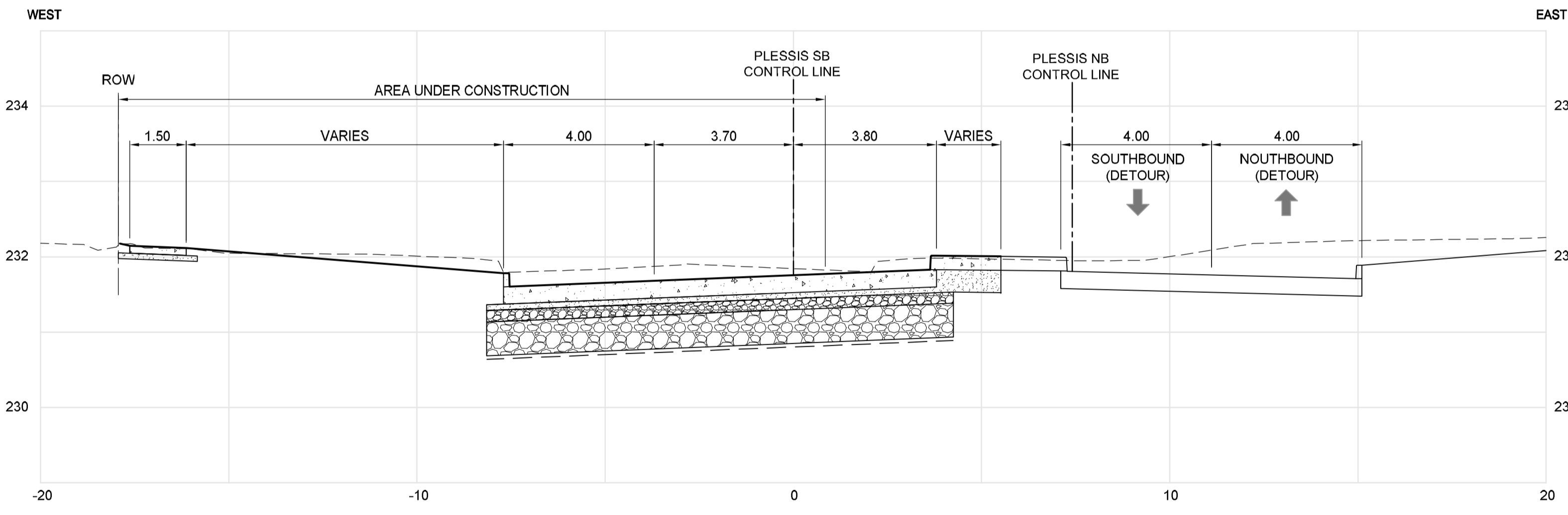


LEGEND	
	TEMPORARY PAVEMENT
	AREA UNDER CONSTRUCTION
	MAINTAIN ACCESS
	DIRECTION OF TRAFFIC

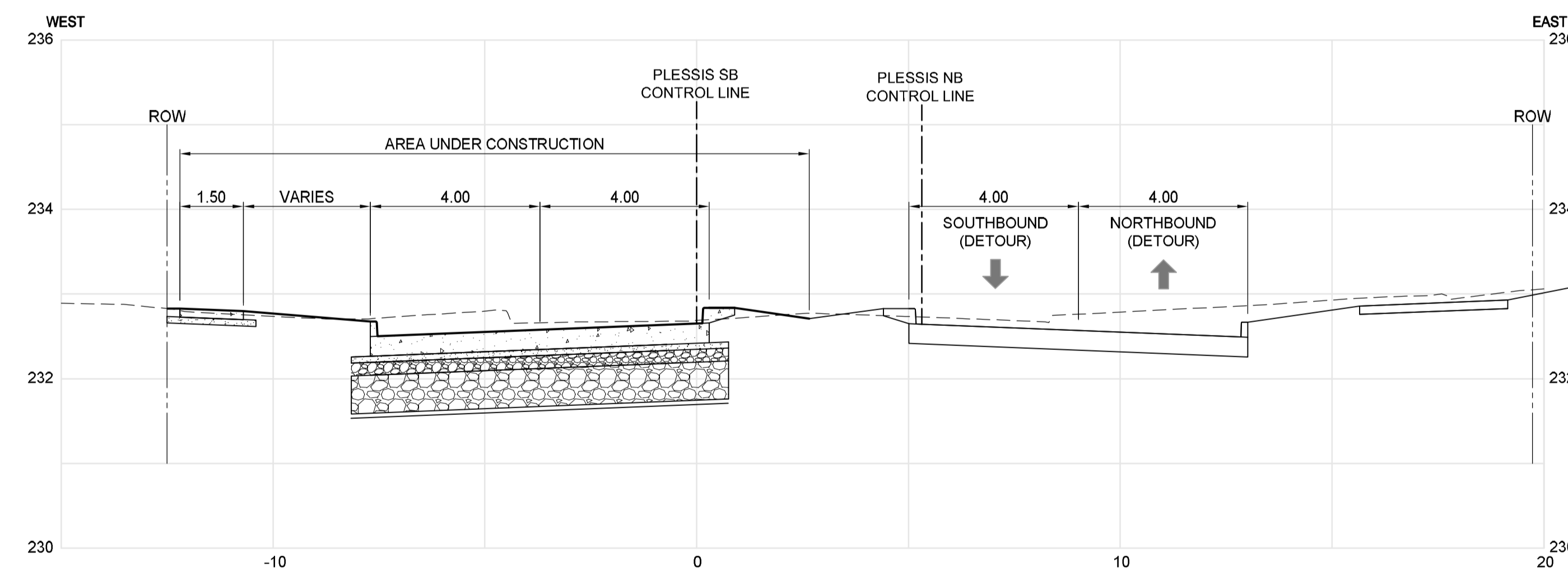


**STAGE B2**  
SCALE - 1:600



**C STAGING SECTION STA. 2+490**  
Scale - H:1:100 V:1:50

NOTE:  
SEE SHEET CT-0050 FOR PAVEMENT  
STRUCTURE OF PERMANENT LANES.



**D STAGING SECTION STA. 2+720**  
Scale - H:1:100 V:1:50

NOTE:  
SEE SHEET CT-0051 FOR PAVEMENT  
STRUCTURE OF PERMANENT LANES.



BID OPPORTUNITY NO. 712-2013

150 WM	150 WM	HYDRO	HYDRO	HYDRO	150 WM	WATERMAIN	150 WM
						HYDRANT	
						LAND DRAINAGE SEWER	WASTE WATER SEWER
						CULVERT	GAS
						LEGEND-PLAN	LEGEND-PLAN
						LEGEND-PROFILE	LEGEND-PROFILE

LOCATION APPROVED UNDERGROUND STRUCTURES	B.M. ELEV.
SUPV. U/G STRUCTURES COMMITTEE	DATE
NOTE: LOCATION OF UNDERGROUND STRUCTURES AS SHOWN ARE BASED ON THE BEST INFORMATION AVAILABLE, BUT NO GUARANTEE IS GIVEN THAT ALL EXISTING UTILITIES ARE SHOWN OR THAT THE GIVEN LOCATIONS ARE EXACT. CONFIRMATION OF EXISTENCE AND EXACT LOCATION OF ALL SERVICES MUST BE OBTAINED FROM THE INDIVIDUAL UTILITIES BEFORE PROCEEDING WITH CONSTRUCTION.	
0	ISSUED FOR TENDER
NO.	REVISIONS
	DATE
	BY
	DATE
	DATE

DESIGNED BY	CHECKED BY
TJH	TJP
DRAWN BY	APPROVED BY
TJH	DPK
HOR. SCALE:	RELEASED FOR CONSTRUCTION BY:
AS NOTED	
VERTICAL:	DATE
	2013/11/21

ENGINEER'S SEAL
CONSULTANT DRAWING NO. 12-6576-CT-0014

THE CITY OF WINNIPEG PUBLIC WORKS DEPARTMENT	
PLESSIS ROAD TWINNING AND GRADE SEPARATION AT CN REDDITT SUBDIVISION CONTRACT 3	CITY DRAWING NUMBER U238-2014-2114
TRAFFIC STAGING - STAGE B2	SHEET 14 OF 66
<b>CT-0014</b>	

2013-05-28