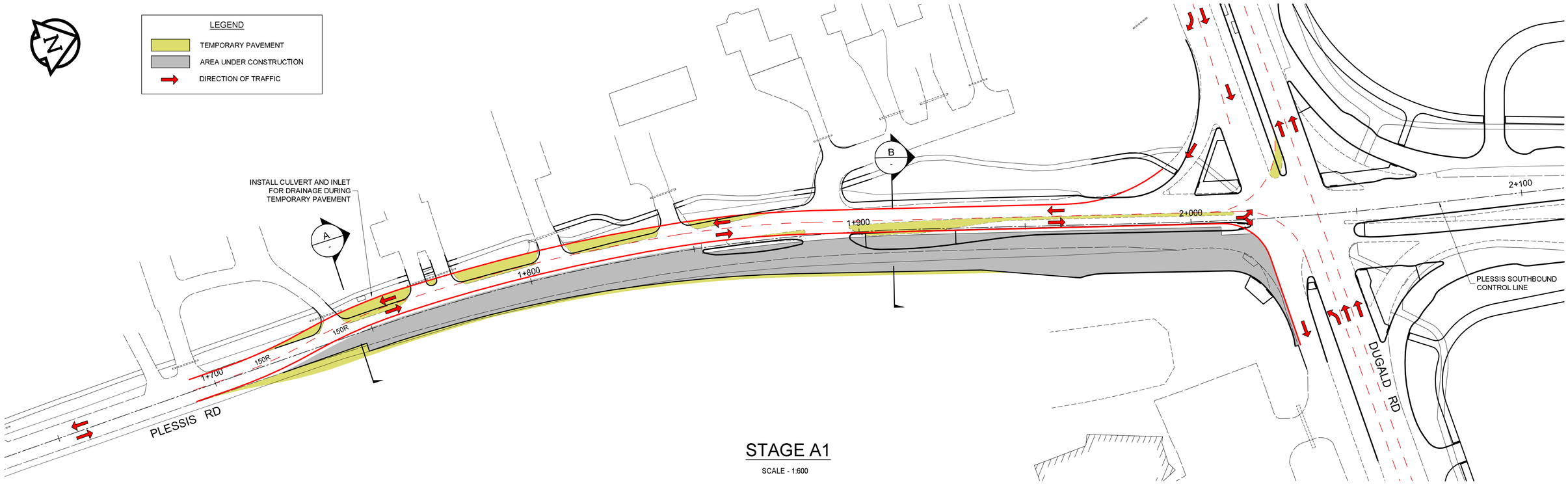

STAGE A1

SCALE - 1:600

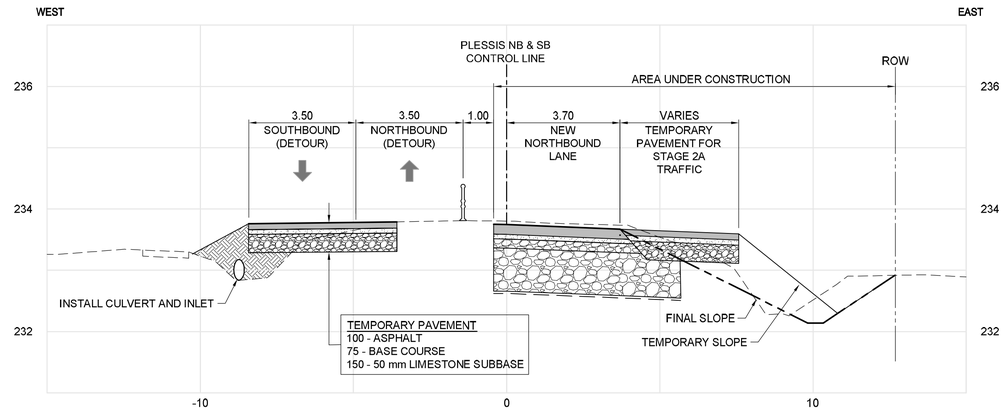

NOTE:
SEE SHEET CT-0046 FOR PAVEMENT STRUCTURE OF PERMANENT LANES.

A | STAGING SECTION STA. 1+745

Scale - H-1:100 V-1:50

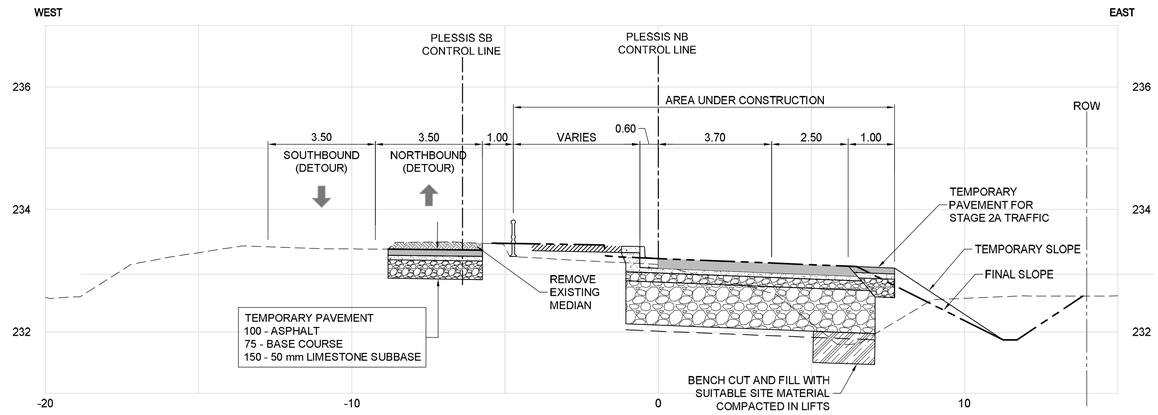

B | STAGING SECTION STA. 1+910

Scale - H-1:100 V-1:50

APEGM
Certificate of Authorization
Dillon Consulting Limited (MB)
No. 1789 Date: 2013/11/21

BID OPPORTUNITY NO. 712-2013

150 WM	WATERMAIN	150 WM	HYDRO	HYDRO	HYDRO	150 WM	WATERMAIN	150 WM
	HYDRANT		MTS	M.T.S.	MTS		HYDRANT	
	VALVE			CONCRETE			VALVE	
300 LDS	LAND DRAINAGE SEWER	300 LDS		ASPHALT		300 LDS	LAND DRAINAGE SEWER	300 LDS
250 WWS	WASTE WATER SEWER	250 WWS		PLANING		250 WWS	WASTE WATER SEWER	250 WWS
	MANHOLE			SIDEWALK			℄ PROFILE	
	CATCH BASIN			PAVING STONES			NORTH/WEST GUTTER	
	CURB INLET			PROPERTY LINE			SOUTH/EAST GUTTER	
	JUNCTIONS			DRAINAGE SWALE			NORTH/WEST DITCH	
	CULVERT			DRAINAGE ARROW			SOUTH/EAST DITCH	
100 GAS	GAS	100 GAS		CURB RAMP				
EXISTING	LEGEND–PLAN	PROPOSED	EXISTING	LEGEND–PLAN	PROPOSED	EXISTING	LEGEND–PROFILE	PROPOSED

LOCATION APPROVED
UNDERGROUND STRUCTURES

SUPV. U/G STRUCTURES COMMITTEE — DATE

NOTE:
LOCATION OF UNDERGROUND STRUCTURES AS SHOWN ARE BASED ON THE BEST INFORMATION AVAILABLE. BUT NO GUARANTEE IS GIVEN THAT ALL EXISTING UTILITIES ARE SHOWN OR THAT THE GIVEN LOCATIONS ARE EXACT. CONFIRMATION OF EXISTENCE AND EXACT LOCATION OF ALL SERVICES MUST BE OBTAINED FROM THE INDIVIDUAL UTILITIES BEFORE PROCEEDING WITH CONSTRUCTION.

B.M.
ELEV.

NO.	REVISIONS	DATE	BY
0	ISSUED FOR TENDER	2013/11/21	TJP

DILLON CONSULTING

DESIGNED BY	TJH	CHECKED BY	TJP
DRAWN BY	TJH	APPROVED BY	DPK
HOR. SCALE: VERTICAL:	AS NOTED	RELEASED FOR CONSTRUCTION BY:	
DATE	-	DATE	2013/11/21

ENGINEER'S SEAL
PROVINCE OF MANITOBA — ORIGINAL STAMPED BY T.J. PETERS 2013/11/21 Member 22309 — REGISTERED PROFESSIONAL ENGINEER

CONSULTANT DRAWING NO.
12-6576-CT-0011

Winnipeg

THE CITY OF WINNIPEG
PUBLIC WORKS DEPARTMENT

PLESSIS ROAD TWINNING AND GRADE SEPARATION AT CN REDDITT SUBDIVISION
CONTRACT 3

CITY DRAWING NUMBER
U238-2014-2111

SHEET 11 OF 66

TRAFFIC STAGING - STAGE A1

CT-0011

2013-05-28

G:\CAD\126576\CONTRACT\CONTRACT 3 BRIDGE AND ROAD\CURRENT\TRAFFIC STAGING.DWG