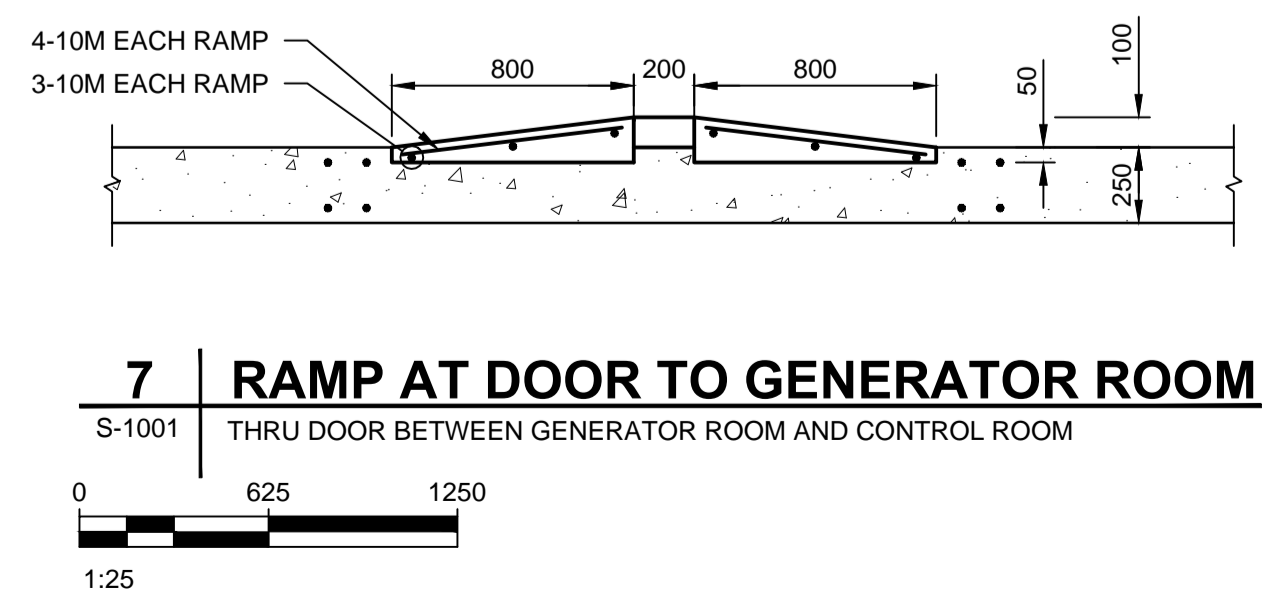
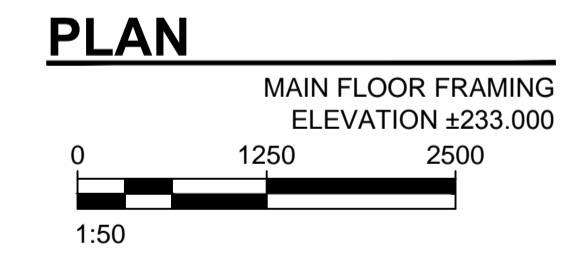
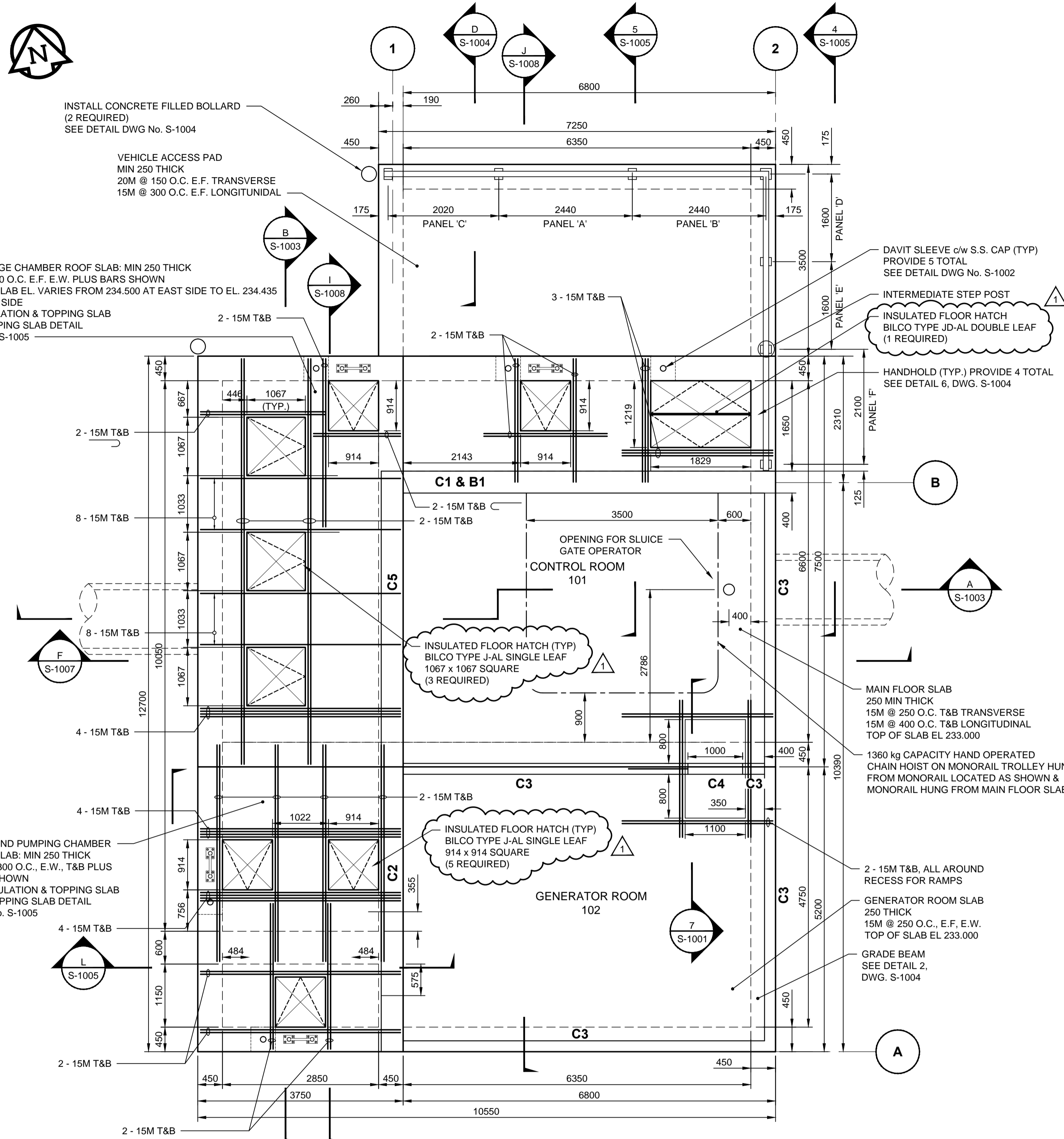
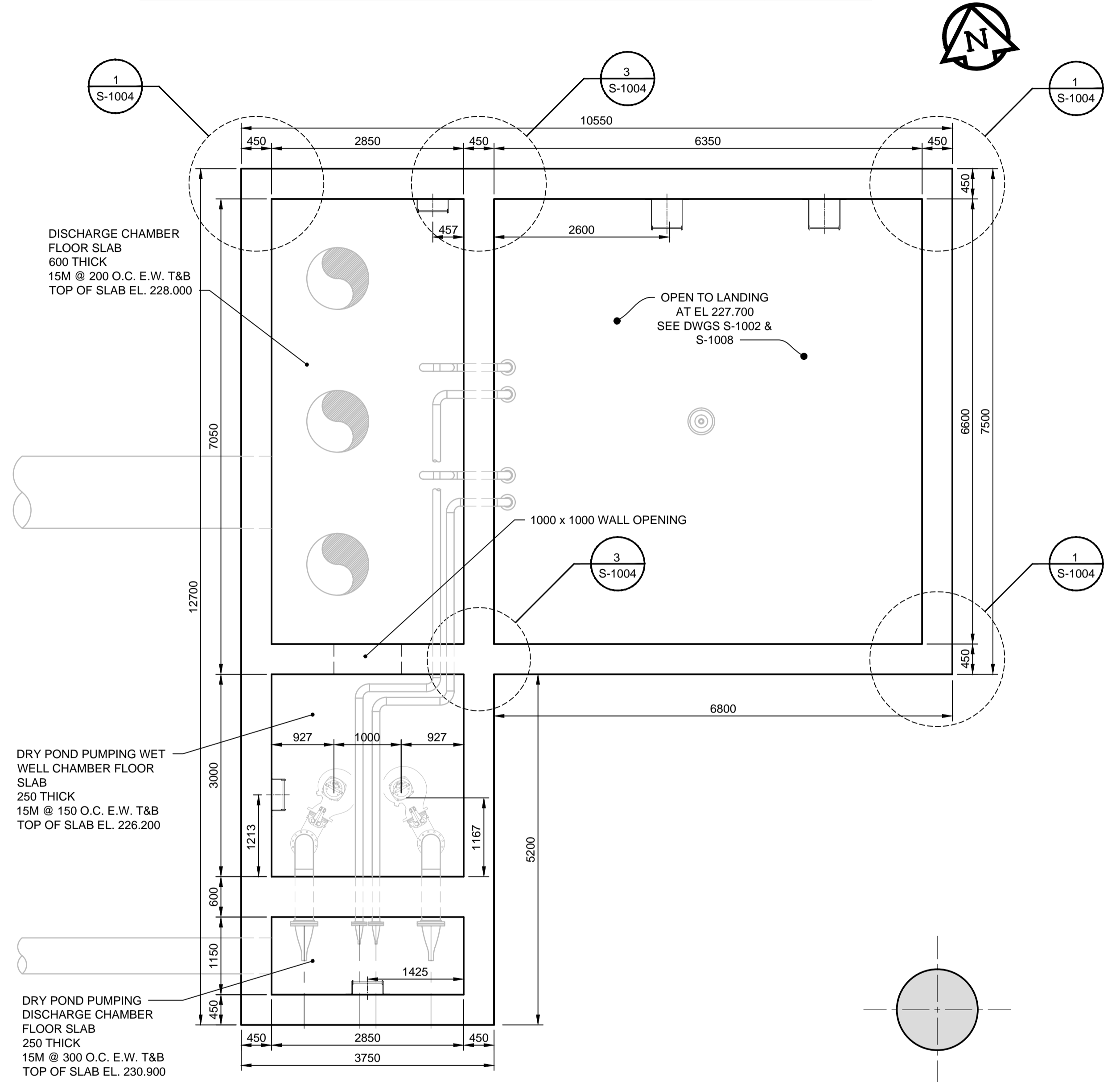


AL - 814694
6032-0-11
AECOM REVIEW DRFT CHK
AECOM/DETAILS



CONCRETE BEAM SCHEDULE					
MARK	SIZE	TOP CONT. REINF	BOTTOM CONT. REINF	10M STIRRUPS	REMARKS
B1	400 x 800	2 - 25M	1 LAYER OF 4 - 30M	200 O.C.	2-20M MID HEIGHT
B2 & B3	300 x 600	2 - 25M	1 LAYER OF 3 - 30M	250 O.C.	

CONCRETE CURB SCHEDULE					
MARK	WIDTH	HEIGHT	TOP CONT. REINF	BOTTOM CONT. REINF	DOWELS
C1	400	200	2 - 15M		10M ⌈ @ 200 O.C.
C2	400	400	2 - 15M	2 - 15M	10M ⌈ @ 200 O.C.
C3	200	200	1 - 15M		10M ⌈ @ 200 O.C.
C4	200	100	1 - 15M		10M ⌈ @ 200 O.C.
C5	400	500	2 - 15M	2-15M BOTTOM & 2-15M MID HEIGHT	10M ⌈ @ 200 O.C.



FLOOR PLAN
DISCHARGE CHAMBER BOTTOM
ELEVATION 228.000
Scale 1:50

LOCATION APPROVED UNDERGROUND STRUCTURES
SUPV. U/G STRUCTURES COMMITTEE DATE
NOTE: LOCATION OF UNDERGROUND STRUCTURES AS SHOWN ARE BASED ON THE BEST INFORMATION AVAILABLE, BUT NO GUARANTEE IS GIVEN THAT ALL EXISTING UTILITIES ARE SHOWN OR THAT THE GIVEN LOCATIONS ARE EXACT. CONFIRMATION OF EXISTENCE AND EXACT LOCATION OF ALL SERVICES MUST BE OBTAINED FROM THE INDIVIDUAL UTILITIES BEFORE PROCEEDING WITH CONSTRUCTION.

B.M. ELEV.	DATE	BY
1	ISSUED FOR ADDENDUM	14/01/31 Wjd
0	ISSUED FOR TENDER	13/10/15 Wjd
NO.	REVISIONS	DATE BY

METRIC
WHOLE NUMBERS INDICATE MILLIMETRES
DECIMALIZED NUMBERS INDICATE METRES

AECOM

DESIGNED BY: JAT	CHECKED BY:
DRAWN BY: ADL	APPROVED BY:
HOR. SCALE: AS NOTED	RELEASED FOR CONSTRUCTION BY:
VERTICAL: AS NOTED	DATE

ENGINEER'S SEAL
CONSULTANT DRAWING NO.
60273041-SHT-01-CON3-S-1001

THE CITY OF WINNIPEG PUBLIC WORKS DEPARTMENT

PLESSIS ROAD TWINNING AND GRADE SEPARATION AT CN REDDITT SUBDIVISION CONTRACT 3

PUMPING STATION SUB-STRUCTURE SECTIONS AND DETAILS 1

CITY DRAWING NUMBER U238-2014-2331
SHEET 1 OF 10

S-1001

BID OPPORTUNITY NO. 712-2013