
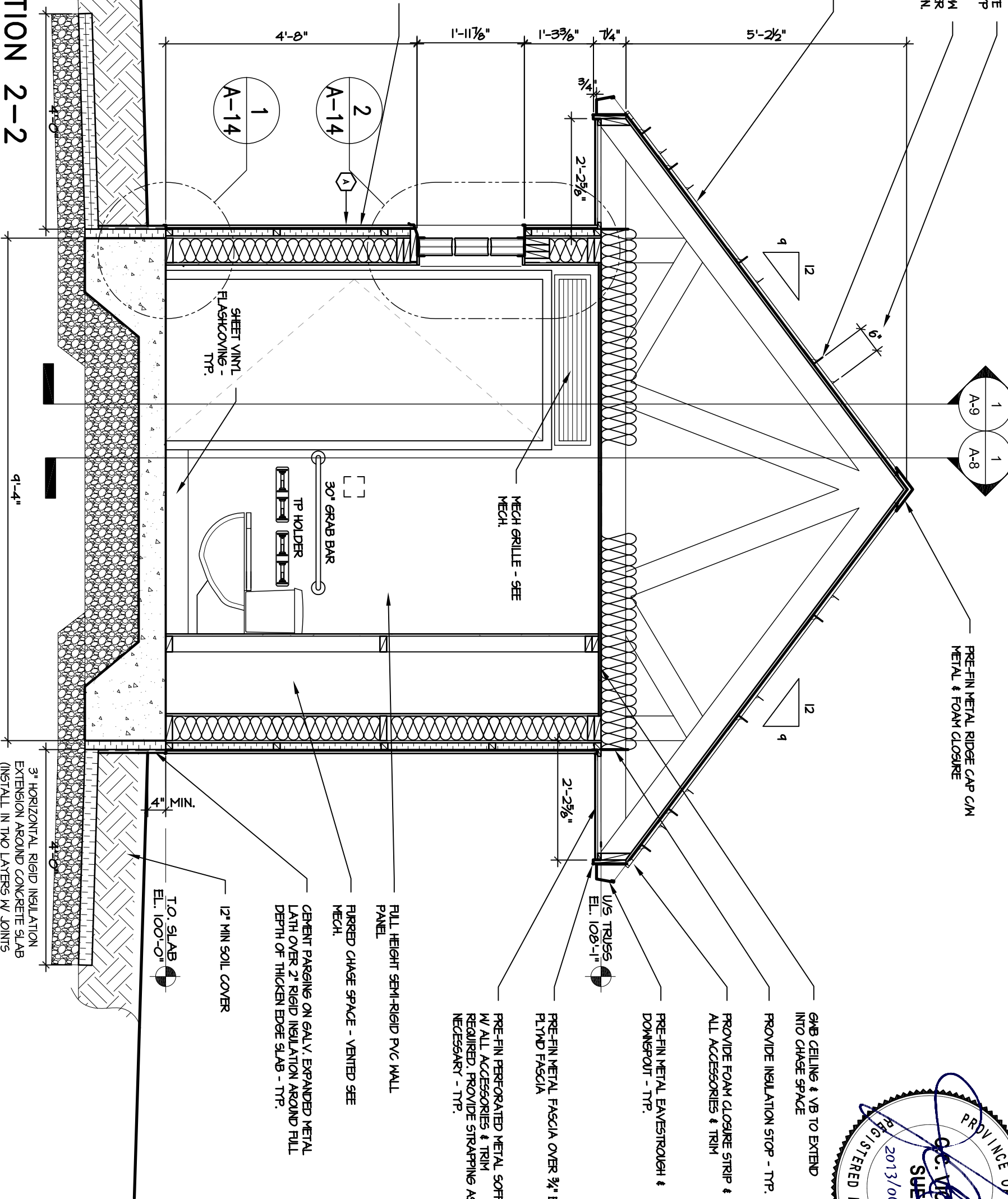
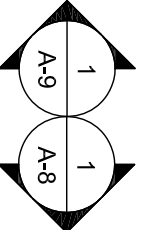


OFFSET SNOW GUARDS 6" BETWEEN ALTERNATE VALLEYS - TYP

ADHESIVE MOUNT POLYCARBONATE SNOW GUARDS, 4 ROWS SPACED PER MANUFACTURERS RECOMMENDATION.

TYP. ROOF CONSTRUCTION:
 PRE-FIN METAL ROOF - (VICWEST - PRESTIGE)
 BITUMENE MEMBRANE
 1/2" EXT PLYND DECK W/ H CLIPS
 PRE-FAB WOOD TRUSSES
 R-30 BATT INSULATION
 6 MIL POLY VB
 1/2" GMB CEILING

TYPICAL EXTERIOR CONSTRUCTION:
 - PRE-FINISHED METAL CLADDING (VICWEST DIAMOND RIB)
 - TYVEK AIR BARRIER
 - 1 1/2" RIGID INSULATION W/ HORIZ STRAPPING / 2 GIRT @ 24" O.C.
 - 1/2" EXT. PLYND SHEATHING
 - 2" x 6" WD STUDS @ 16" O.C.
 - R-20 F.G. BATT INSUL.
 - 6 MIL POLY VB
 - 1/2" GMB
 - SEMI-RIGID PVC WALL PANEL W/ WATER TIGHT TRIM JOINTS (ALTR0 WHITE/ROCK)



1
A-7

BLDG SECTION 2-2

SCALE 1/2" = 1'-0"