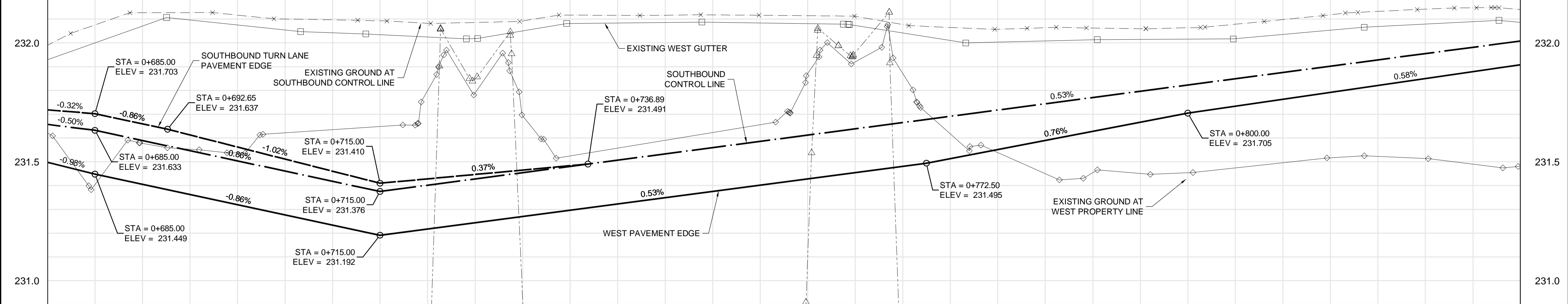
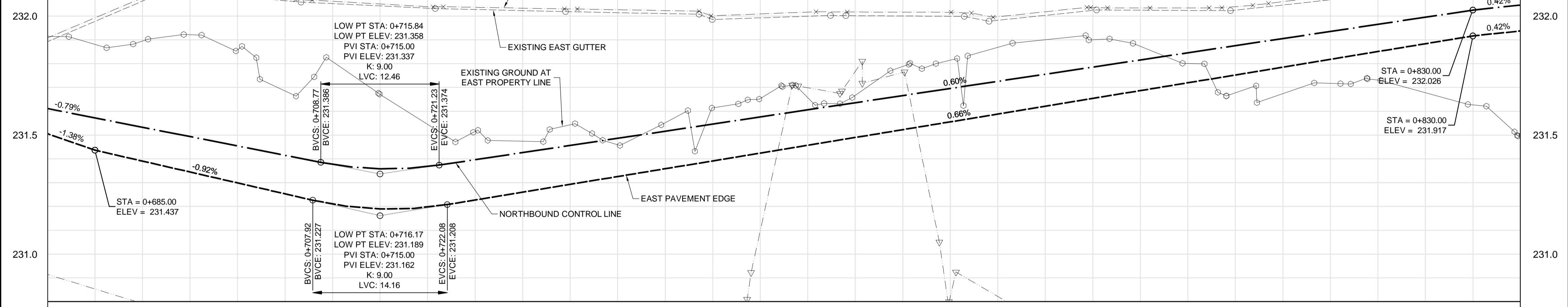


SOUTHBOUND



NORTHBOUND



- CONSTRUCTION NOTES:**
- ALL DIMENSIONS ARE TO BACK OF CURB.
 - ISOLATE MISCELLANEOUS ITEMS IN NEW CONCRETE WORKS AS PER SD-228C.
 - LEGAL PLAN AND UNDERGROUND INFORMATION FROM CITY OF WINNIPEG LBIS.
 - CONTRACTOR TO TAKE PRECAUTIONARY STEPS TO AVOID DAMAGE FROM CONSTRUCTION ACTIVITIES TO TREES WITHIN THE LIMITS OF CONSTRUCTION.
 - LOCATION OF EXISTING SERVICES TO BE CONFIRMED IN THE FIELD BY THE CONTRACTOR.
 - CB LEADS TO BE INSTALLED AT MIN. 1.0% SLOPE OR AS DIRECTED BY CONTRACT ADMINISTRATOR.
 - ADJUST EXISTING CATCH BASINS AND MANHOLES AND ISOLATE AS PER SD-220A.
 - PROTECT EXISTING LEGAL PINS IN NEW PAVEMENT UTILIZING A WATER VALVE INSERT. GRIND OFF SYMBOL ON COVER.
 - SEE P-3350-27 THROUGH 31 FOR TYPICAL CROSS-SECTIONS.
 - CONTRACTOR SHALL INSTALL MODIFIED BARRIER CURB (SD-203B) ON ALL PRIVATE APPROACH AND PUBLIC APPROACH RADII AS IDENTIFIED BY THE CONTRACT ADMINISTRATOR.
 - CONTRACTOR SHALL CONSTRUCT BARRIER CURB INTEGRAL WITH CONCRETE SLAB (SD-204) AND SEPARATE CONCRETE SPLASH STRIP (SD-223B) ON ALL SECTIONS OF ROADWAY WHERE THE CURB IS PARALLEL TO THE ROADWAY BASELINE GEOMETRY.
 - CONCRETE PAVEMENT IN MINOR STREET APPROACHES, PRIVATE APPROACHES AND MEDIAN OPENINGS SHALL BE HAND PLACED WITH INTEGRAL CURB CONSTRUCTION (SD-203A OR SD-203B AS SPECIFIED). MAIN LINE CONCRETE PAVEMENT SHALL BE SLIP FORMED UNLESS OTHERWISE REQUIRED DUE TO TRAFFIC STAGING RESTRICTIONS.
 - INSTALL 150 mm SUB DRAIN IN BOTH DIRECTIONS OF CATCH BASINS ALONG PAVEMENT EDGE AS PER SD-245 AND CAP ENDS.

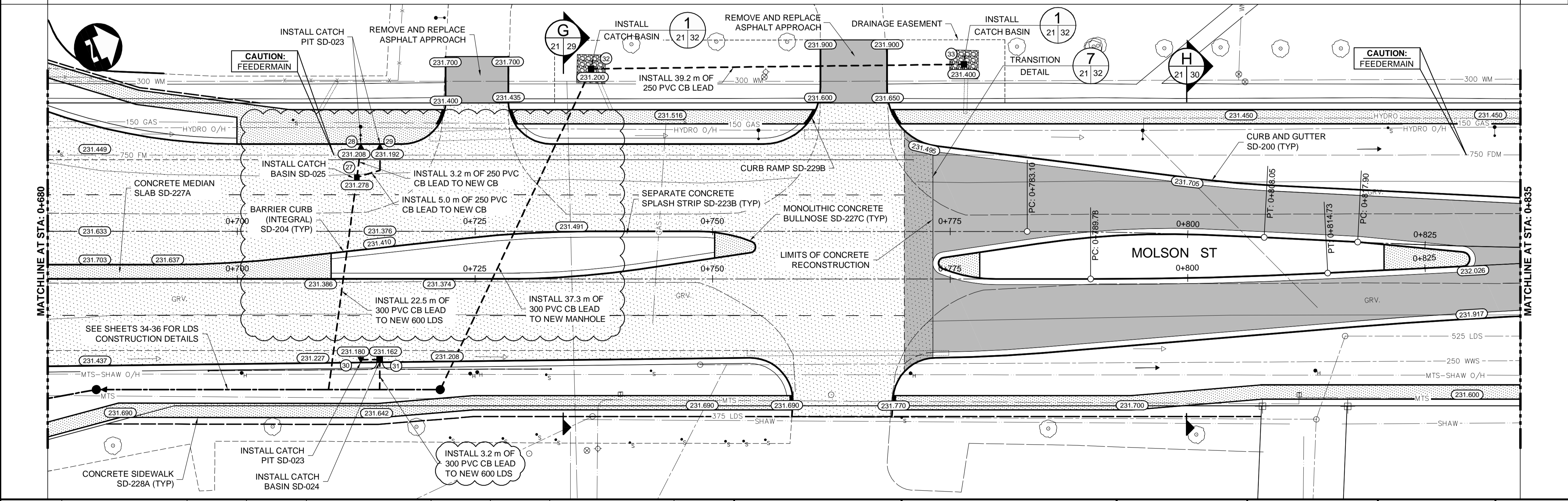
METRIC

WHOLE NUMBERS INDICATE MILLIMETRES
DECIMALIZED NUMBERS INDICATE METRES

WARNING

IF POWER EQUIPMENT OR EXPLOSIVES ARE TO BE USED FOR EXCAVATION ON THIS PROJECT THE CONTRACTOR MUST:

- NOTIFY THE GAS COMPANY OF THE PROPOSED LOCATION OF EXCAVATION.
- TAKE PRECAUTION TO AVOID DAMAGE TO GAS COMPANY INSTALLATIONS SEE PROVINCIAL REGULATION 210/72 FOR DETAILS.
- OBTAIN EXCAVATION PERMITS PRIOR TO CONSTRUCTION.



EXISTING	LEGEND-PLAN	PROPOSED	EXISTING	LEGEND-PLAN	PROPOSED	EXISTING	LEGEND-PROFILE	PROPOSED
150 WM	WATERMAIN	150 WM	HYDRO	HYDRO	HYDRO	150 WM	WATERMAIN	150 WM
300 LDS	LAND DRAINAGE SEWER	300 LDS	250 WWS	WASTE WATER SEWER	250 WWS	300 LDS	LAND DRAINAGE SEWER	300 LDS
250 WWS	WASTE WATER SEWER	250 WWS	MTS	M.T.S.	MTS	250 WWS	WASTE WATER SEWER	250 WWS
MANHOLE	MANHOLE	MANHOLE	CONCRETE	CONCRETE	CONCRETE	CONCRETE	CONCRETE	CONCRETE
CATCH BASIN	CATCH BASIN	CATCH BASIN	ASPHALT	ASPHALT	ASPHALT	ASPHALT	ASPHALT	ASPHALT
CURB INLET	CURB INLET	CURB INLET	PLANNING	PLANNING	PLANNING	PLANNING	PLANNING	PLANNING
JUNCTIONS	JUNCTIONS	JUNCTIONS	SIDEWALK	SIDEWALK	SIDEWALK	SIDEWALK	SIDEWALK	SIDEWALK
CULVERT	CULVERT	CULVERT	PAVING STONES	PAVING STONES	PAVING STONES	PAVING STONES	PAVING STONES	PAVING STONES
100 GAS	GAS	100 GAS	PARTIAL DEPTH REPAIR	PARTIAL DEPTH REPAIR	PARTIAL DEPTH REPAIR	PARTIAL DEPTH REPAIR	PARTIAL DEPTH REPAIR	PARTIAL DEPTH REPAIR
EXISTING	LEGEND-PLAN	PROPOSED	EXISTING	LEGEND-PLAN	PROPOSED	EXISTING	LEGEND-PROFILE	PROPOSED

UNDERGROUND STRUCTURES

SUPV. U/G STRUCTURES	DATE

LOCATION OF UNDERGROUND STRUCTURES AS SHOWN ARE BASED ON THE BEST INFORMATION AVAILABLE, BUT NO GUARANTEE IS GIVEN THAT ALL EXISTING UTILITIES ARE SHOWN OR THAT THE GIVEN LOCATIONS ARE EXACT. CONFIRMATION OF EXISTENCE AND EXACT LOCATION OF ALL SERVICES MUST BE OBTAINED FROM THE INDIVIDUAL UTILITIES BEFORE PROCEEDING WITH CONSTRUCTION.

DESIGNED BY	JMS/MRD		
DRAWN BY	TJH		
CHECKED BY	JNC		
APPROVED BY	DPK		
HOR. SCALE	1:250		
VERTICAL	1:10		
RELEASED FOR CONSTRUCTION	DATE		
4	ISSUED FOR ADDENDUM NO. 3	01/14/14	JNC
3	ISSUED FOR TENDER	12/16/13	JNC
2	ISSUED FOR REVIEW	07/22/13	JNC
1	ISSUED FOR REVIEW	06/21/13	JNC
NO.	REVISIONS	DATE	BY

ENGINEER'S SEAL

PROVINCE OF MANITOBA
ORIGINAL DRAWING BY
J.N. CRANG
01/14/2014
REGISTERED PROFESSIONAL ENGINEER

THE CITY OF WINNIPEG
PUBLIC WORKS DEPARTMENT

Winnipeg

PANET ROAD/MOLSON STREET
RECONSTRUCTION AND TWINNING

CITY DRAWING NUMBER: P-3350-21
SHEET 21 OF 47

CONSULTANT PROJECT NUMBER: 12-7055

PLAN-PROFILE - PANET-MOLSON - STA. 0+680 TO 0+835

CONSULTANT DRAWING NUMBER

APEGM
Certificate of Authorization
Dillon Consulting Limited (MB)
No. 1789 Date: 01/14/2014

G:\CAD\127055\02-Civil\01-Contract\03-Plan-Profile-Panet.dwg