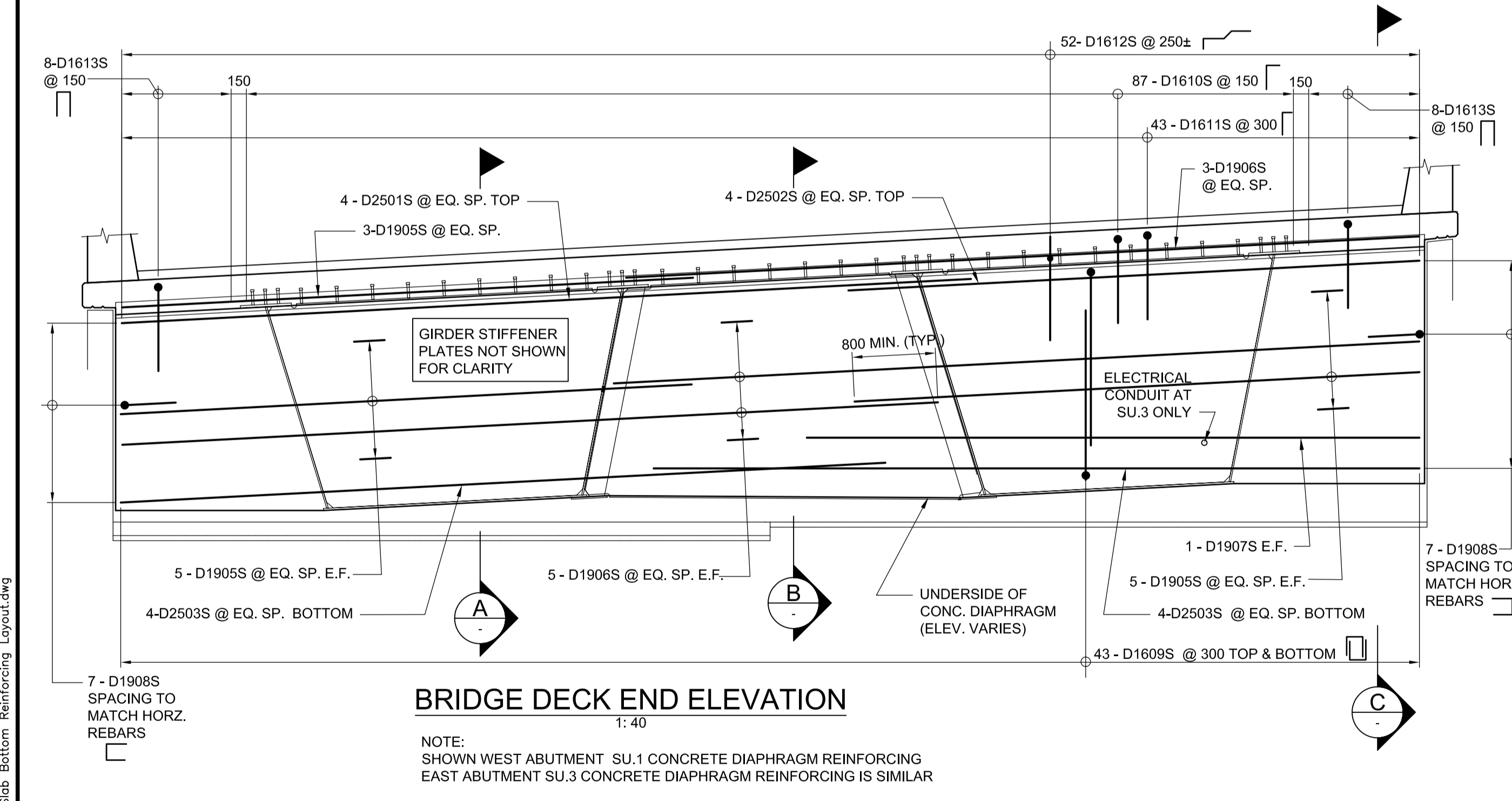
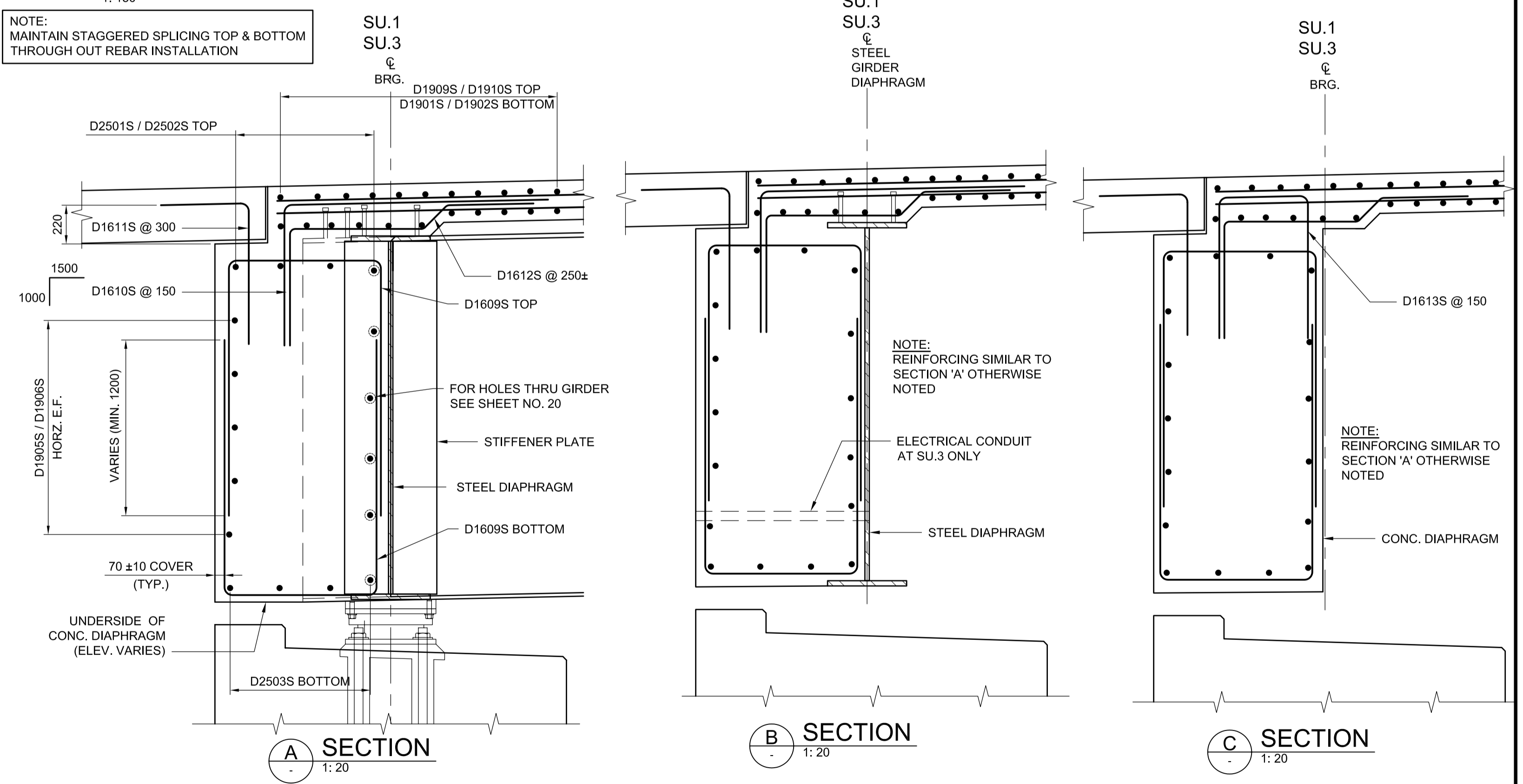


DECK BOTTOM REINFORCING PLAN
1:150




BRIDGE DECK END ELEVATION
1:40



SECTION A
1:20

SECTION B
1:20

SECTION C
1:20



LINE DIAGRAM
LAYOUT OF LONGITUDINAL REBAR
TYPICAL AT PIER

APEGM
Certificate of Authorization
Dillon Consulting Limited (MB)
No. 1789 Date: _____

UNDERGROUND STRUCTURES		B.M. ELEV.	DESIGNED BY	RE
SUPV. U/G STRUCTURES COMMITTEE	DATE		DRAWN BY	NBG
			CHECKED BY	SSR
			APPROVED BY	MBL
			HOR. SCALE	AS SHOWN
			VERTICAL	AS SHOWN
0	ISSUED FOR TENDER	13/08/08	DATE	2013/08/01
NO.	REVISIONS	DATE	BY	DATE

DILLON CONSULTING

RELEASED FOR CONSTRUCTION

ENGINEER'S SEAL
PROVINCE OF MANITOBA
R.B. ERIC
REGISTERED PROFESSIONAL ENGINEER

ENGINEER'S SEAL
PROVINCE OF MANITOBA
S.S. RIHAL
REGISTERED PROFESSIONAL ENGINEER

CONSULTANT PROJECT NUMBER
12-6606

THE CITY OF WINNIPEG
PUBLIC WORKS DEPARTMENT

Waverley West Arterial Roads Project (WWARP) PART 3 - CONTRACT 2
ROUTE 90 TO ROUTE 165, OVERPASS (KENASTON BLVD.) AND ASSOCIATED WORKS

CITY DRAWING NUMBER
B242-13-31

SHEET **31** OF **128**

CONSULTANT DRAWING NUMBER

G:\CAD\126606\Contract\Contract_2\Current\Struct_Deck_Slab_Bottom_Reinforcing_Layout.dwg