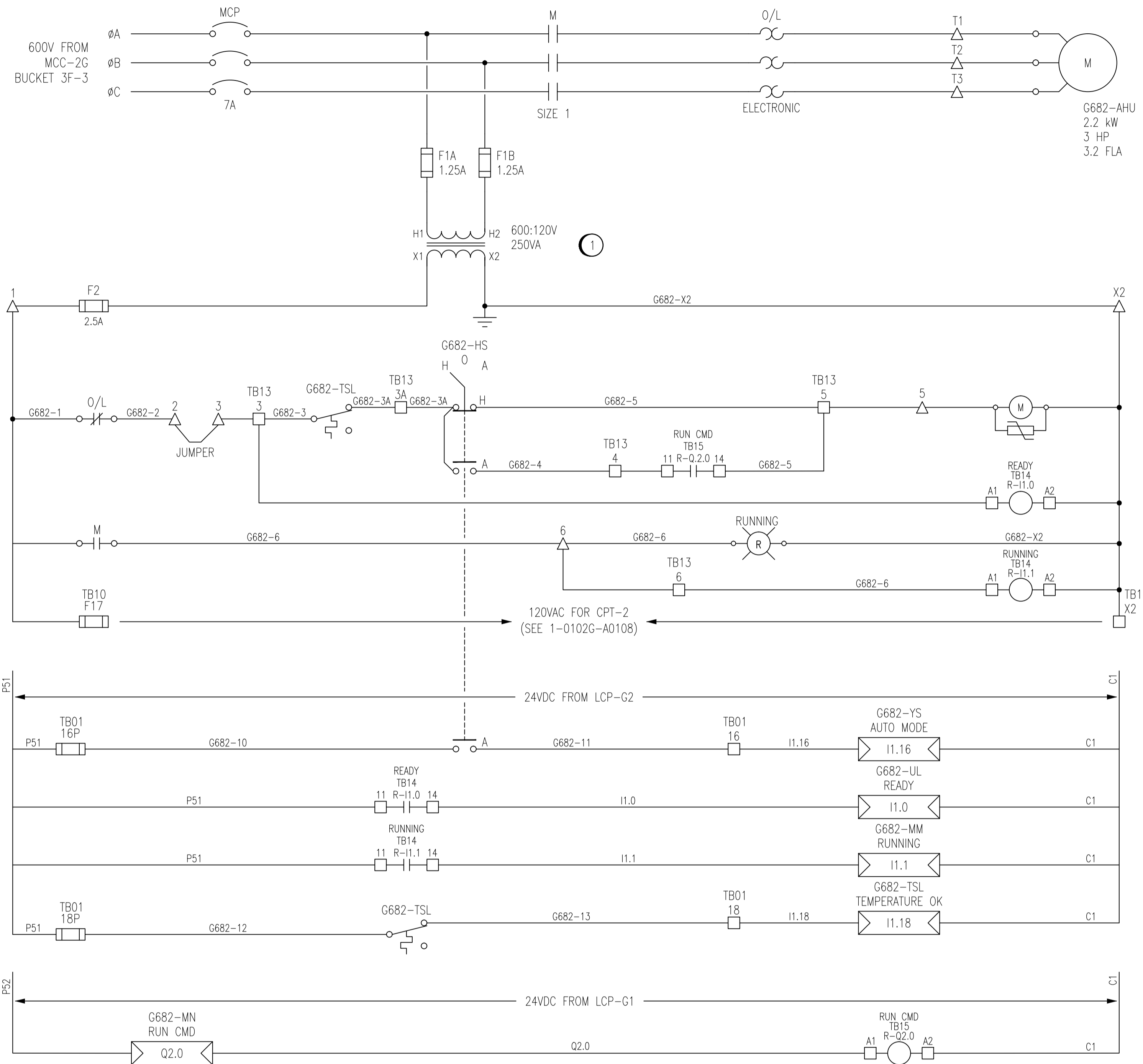
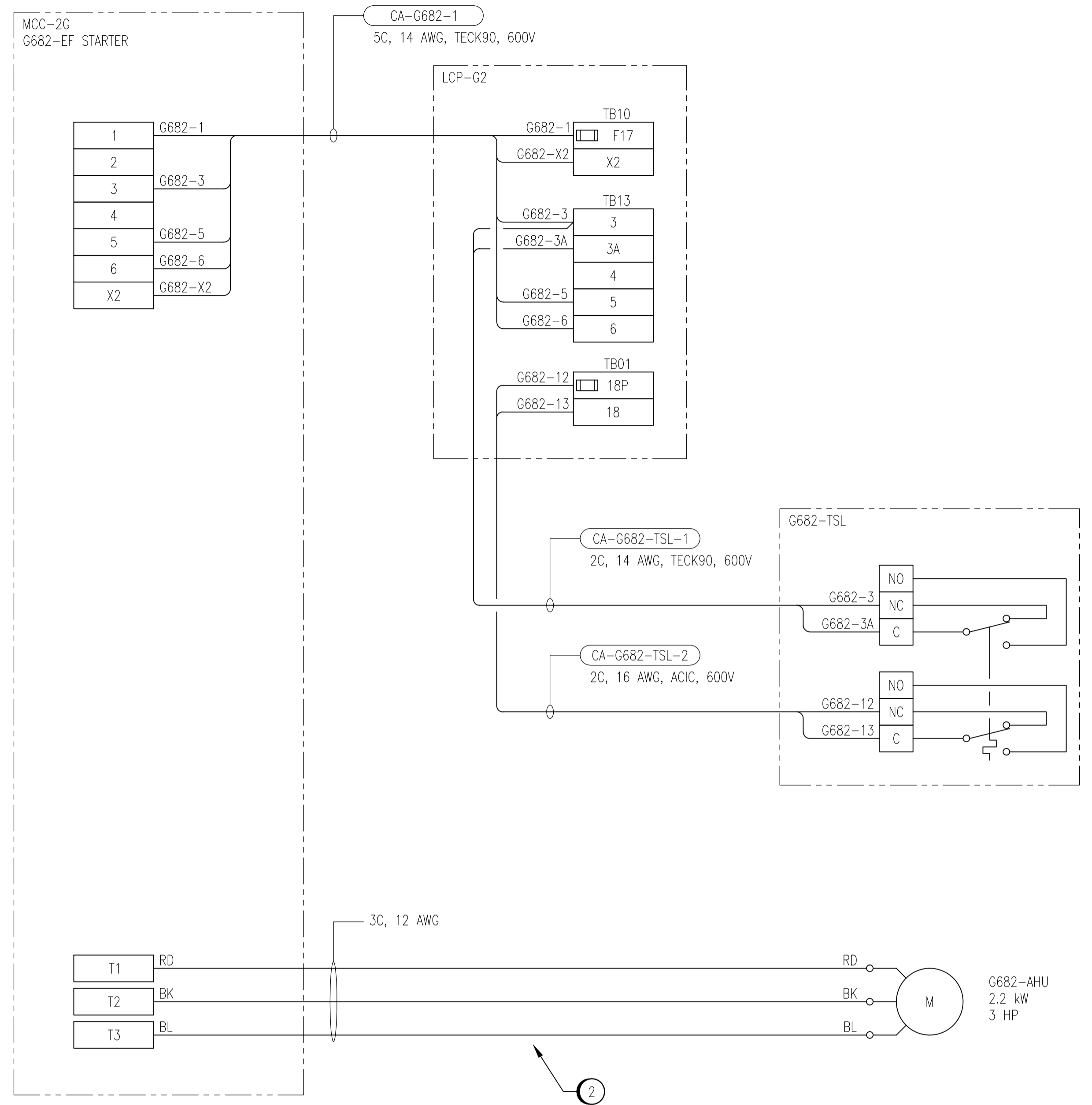


A1 SIZE - 594mm x 841mm
 LAST SAVE: 2013/01/15 - 11:24am
 PATH: M:\112577\0116\4ENG\47ELE\DD - General DWG\1-0102G-E0043-001-01.dwg

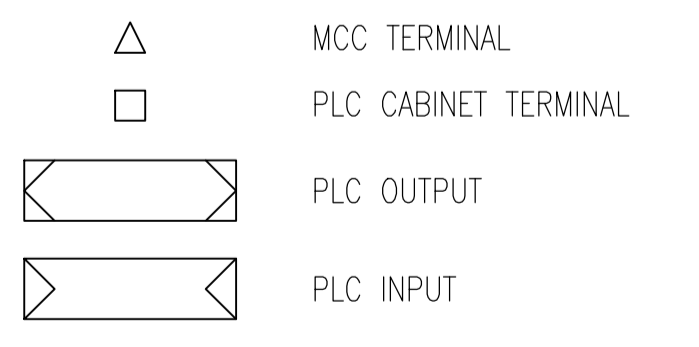
ELEMENTARY DIAGRAM:



FIELD CONNECTION DIAGRAM:



LEGEND:



NOTES:

1. THIS DRAWING SUPERSEDES SEP-2117.

CONSTRUCTION NOTES:

- ① REPLACE MCC BUCKET AS SHOWN.
- ② RE-USE EXISTING CONDUIT AND WIRING.

SEP-830	MCC-2G LAYOUT
1-0102G-A0107	PANEL LAYOUT, LCP-G2
DRAWING NUMBER	REFERENCE DRAWINGS



NO.	REVISIONS	DATE	DESIGN	CHECK
01	ISSUED FOR TENDER, BID OPP. 42-2013	2013/01/15	TMC	CJR
00	ISSUED FOR TENDER, BID OPP. 545-2012	2012/09/10	TMC	CJR

SNC-LAVALIN INC. 148 Nature Park Way Winnipeg, MB, Canada R3P 0X7 204-786-8080	
DESIGNED BY:	CHECKED BY:
T. CHURCH	C. REIMER
DRAWN BY:	APPROVED BY:
S. COATES	C. REIMER
SCALE:	RELEASED FOR CONSTRUCTION
NTS	BY: N. HARRINGTON
DATE:	DATE:
2010/02/25	2012/09/10
CONSULTANT NO.:	
112577-0116-47DD-0009	

ENGINEER'S SEAL

THE CITY OF WINNIPEG
 WATER AND WASTE DEPARTMENT

SOUTH END WATER POLLUTION CONTROL CENTRE
 VENTILATION & MISC UPGRADES
 MOTOR SCHEMATIC
 G682-AHU AIR HANDLING UNIT

CITY DRAWING NUMBER	SHEET	REV.	SIZE
1-0102G-E0043	001	01	A1