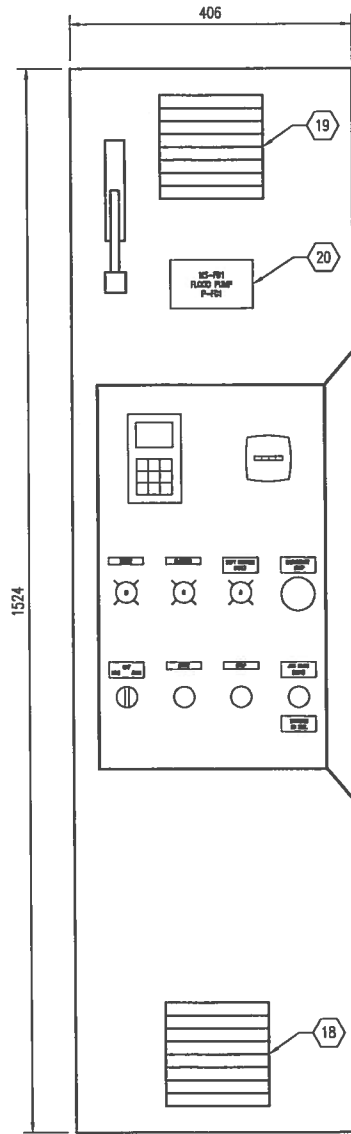
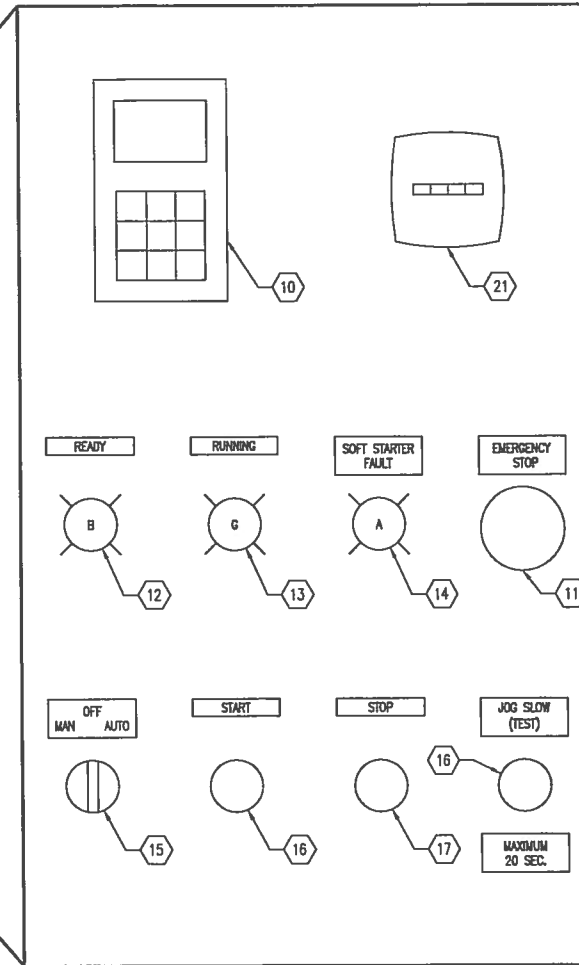


INTERIOR VIEW
SCALE: 1 : 5



EXTERIOR VIEW
SCALE: 1 : 5



DOOR DETAIL
SCALE: 1 : 2


BILL OF MATERIALS				
ITEM	QTY	DESCRIPTION	MANUFACTURER	CATALOG NUMBER
1	1	CIRCUIT BREAKER, 250AF, 225AT, LI ELECTRONIC TRIP	SCHNEIDER ELECTRIC	JGL36250U31X
2	1	ISOLATION CONTACTOR, SIZE 4	-	-
3	1	SOFT STARTER, 135A	ALLEN-BRADLEY	150-F135NCD
4	1	CONTROL POWER TRANSFORMER, 250VA, 600:120V	-	-
	1	PRIMARY FUSING	-	-
	1	SECONDARY FUSING	-	-
5	AS REQ'D	FEED THROUGH TERMINALS	-	-
6	AS REQ'D	DIN RAIL	-	-
7	4	RELAY, 120VAC, 2PDT, LED INDICATOR	OMRON	LY2N-AC120
	4	RELAY BASE	OMRON	PTF08A-E
8	1	RELAY, 24VDC, 2PDT, LED INDICATOR	OMRON	LY2N-DC24
	1	RELAY BASE	OMRON	PTF08A-E
9	AS REQ'D	NARROW SLOT WIRING DUCT, 1.75"x3.12"	-	-
10	1	HUMAN INTERFACE MODULE	ALLEN-BRADLEY	20-HIM-C3S
11	1	EMERGENCY STOP PUSHBUTTON, MAINTAINED, RED, N.C.	-	-
12	1	PILOT LIGHT, 120VAC, LED, BLUE, 30mm	-	-
13	1	PILOT LIGHT, 120VAC, LED, GREEN, 30mm	-	-
14	1	PILOT LIGHT, 120VAC, LED, AMBER, 30mm	-	-
15	1	3-POSITION SELECTOR SWITCH, MAINTAINED, 30mm	-	-
16	2	PUSHBUTTON, MOMENTARY, BLACK, N.O., 30mm	-	-
17	1	PUSHBUTTON, MOMENTARY, BLACK, N.C., 30mm	-	-
18	1	FILTERED SUPPLY FAN KIT, 26 CFM	HOFFMAN	SF0516414
19	1	EXHAUST GRILLE	HOFFMAN	SG0500404
20	AS REQ'D	LAMACIODS	-	-
21	1	ELAPSED TIME METER, 120VAC, 60HZ	-	-
22	1	CLASS J TIME-DELAY FUSES, 200A	-	-
	1	CLASS J FUSE HOLDER, 3 POLE	-	-

NOTES:

- GROUP AND SPACE POWER AND CONTROL WIRING SEPARATELY.



2013-02-16
REV 00



NO.	REVISIONS	DATE	DESIGN	CHECK
00	ISSUED FOR TENDER, BID OPP. 177-2013	2013/02/25	B/C	

SNC-LAVALIN 140 Hathers Park Way Winnipeg, MB, Canada R3P 0Z7 204-786-8200	
DESIGNED BY: B. CLEVEN	CHECKED BY: <i>[Signature]</i>
DRAWN BY: S. FUNK	APPROVED BY: <i>[Signature]</i>
SCALE: AS NOTED	RELEASED FOR CONSTRUCTION BY: R. GREENING
DATE: 2012/11/08	DATE: 2013/02/25
CONSULTANT NO.: 611511-0000-4700-0008	

ENGINEER'S SEAL

THE CITY OF WINNIPEG WATER AND WASTE DEPARTMENT		
DESPINS FLOOD PUMPING STATION PANEL LAYOUT MS-F01 FLOOD PUMP P-F01		
CITY DRAWING NUMBER 1-0136F-E0008	SHEET 001	REV. 00
		SIZE A1

1-0136F-E0004	MOTOR STARTER SCHEMATIC - MS-F01
DRAWING NUMBER	REFERENCE DRAWINGS